

Basic Information

1 Introduction

2 Product Overview

Health & Safety

3 Health & Safety

Setup & Use

4 Console

5 Battery-Powered Devices

6 Other Devices

Product Precautions

7 Console

8 AC Adapters

9 Batteries

10 Discs

Accessory Precautions

11 Wii U GamePad

12 Wii Remote

13 Wii U Pro Controller

14 Wii U Microphone

15 Fit Meter

16 Nunchuk

17 Classic Controller

18 Wii Balance Board

19 Wii Wheel

20 Wii Zapper

21 Headset

22 Wii U Lens Cleaning Kit

Online Precautions

23 Nintendo Network

24 Internet Browser

25 User-Generated Content

User Information

26 About User Information

Be sure to observe the following Health and Safety Information carefully during use of the product.

Failure to do so could result in accidents and/or injury.

Read this information together with the Wii U Operations Manual.

IF THIS PRODUCT IS TO BE USED BY YOUNG CHILDREN, THIS MANUAL SHOULD BE READ AND EXPLAINED TO THEM BY A PARENT OR LEGAL GUARDIAN. PARENTS OR LEGAL GUARDIANS SHOULD MONITOR CHILDREN WHEN PLAYING VIDEO GAMES. YOUNG CHILDREN SHOULD BE SUPERVISED AND ASSISTED WHILE PLAYING.

.....

■ WARNING LABELS

The following warnings indicate the severity of the consequences, should you fail to observe the correct procedures.

WARNING

Failing to observe the precautionary steps could result in death or serious personal injury (or damage to property).

CAUTION




Failing to observe the precautionary steps could result in personal injury (or damage to property).

CAREFUL USAGE

Failing to use the product properly could result in damage to property.

- The following symbols appear inside warnings:

Prohibition Symbols

-  Prohibited
-  Disassembly prohibited
-  Handling prohibited

Instructions

-  Instruction

In this application, precautions are provided for the products listed here.

- **Wii U™ console**
(WUP-001(03)/WUP-101(03))



- **Wii U GamePad (WUP-010(EUR))**

This is the primary Wii U controller and features an LCD screen. It includes a rechargeable battery (WUP-012).



- **Wii U GamePad Stylus (WUP-015)**
- **Wii U GamePad Stylus (Large) (UTL-005)**

These styluses are designed for use with the Wii U GamePad touch screen.



- **Wii Remote Plus (RVL-036)**
- **Wii Remote™ (RVL-003)**

The Wii Remote is designed for ease of use with motion controls - direct input to the software simply by pointing, waving and turning the controller.

Each controller comes with the Wii Remote Jacket and a wrist strap.

Each controller is powered by two AA-type batteries or the Wii Remote rechargeable battery (RVL-039).



- **Wii U Pro Controller (WUP-005)**

This is a wireless Wii U controller. It includes a rechargeable battery pack (CTR-003).



■ Wii U Microphone (WUP-021)

This accessory connects to the console via a USB cable.



■ Fit Meter (WUP-017)

This accessory is used to track daily routine and calorie expenditure. It is powered by a coin battery.



■ Nunchuk™ (RVL-004)

This accessory is used by connecting it to a Wii Remote.



■ Classic Controller (RVL-005)

■ Classic Controller Pro (RVL-005(-02))

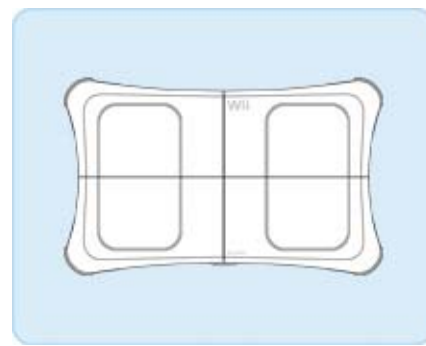
These accessories are used when connected to a Wii Remote.



■ Wii Balance Board™ (RVL-021)

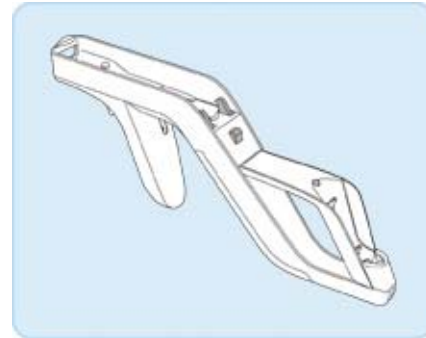
This accessory detects the

weight distribution of the person/object on top of it. It is powered by four AA-type batteries.



■ Wii Zapper™ (RVL-023)

This accessory houses the Wii Remote, and optionally the Nunchuk.



■ Wii Wheel™ (RVL-024)

This accessory houses the Wii Remote.



■ Wii MotionPlus™ (RVL-026, RVL-027)

This accessory connects to the Wii Remote, giving a Wii Remote all of the functionality of the Wii Remote Plus.

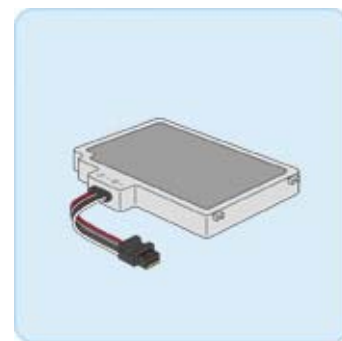
This consists of a sensor unit and jacket component (RVL-027).



■ Wii U GamePad Battery (WUP-012)

■ Wii U GamePad High-Capacity Battery (WUP-013)

These accessories are rechargeable battery packs for the Wii U GamePad.



■ Wii Remote Rechargeable Battery (RVL-039)

This accessory is a rechargeable

battery pack for the Wii Remote. It is packaged with a special version of the Wii Remote Jacket (RVL-041).



■ Wii Remote Charging Cradle (RVL-040A)

This device is used for charging the Wii Remote rechargeable battery.

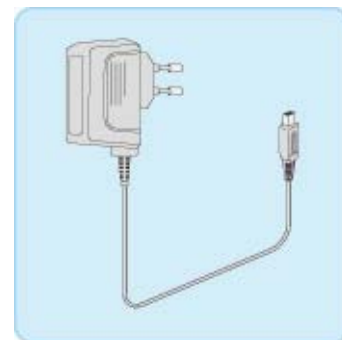
It is connected to the mains using a Nintendo 3DS AC Adapter (WAP-002(EUR)/WAP-002(UKV)).



■ Nintendo 3DS AC Adapter (WAP-002 (EUR)) / (WAP-002(UKV))

This accessory is used to connect the Wii Remote Charging Cradle to the mains.

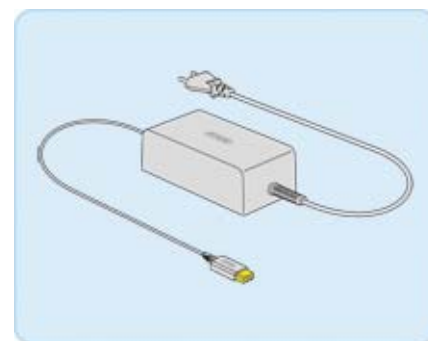
NOTE: This image shows the European version of the AC adapter. The plug type and compatible voltage can differ between regions, so please check the AC adapter specifications in the Wii Remote Rapid Charging Set.



■ Wii U AC Adapter (WUP-002(EUR)) / (WUP-002(UKV))

This is the console AC adapter.

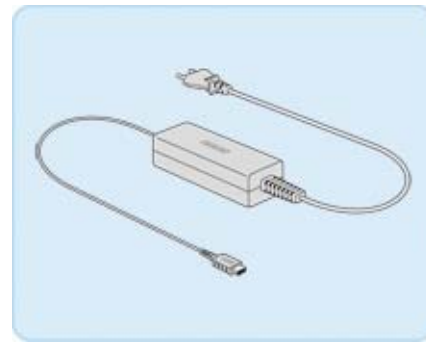
NOTE: This image shows the European version of the AC adapter. The plug type and compatible voltage can differ between regions, so please check the AC adapter specifications in the Wii U Electronic Manual.



■ Wii U GamePad AC Adapter (WUP-011 (EUR)) / (WUP-011(UKV))

This is the AC adapter for the

Wii U GamePad.



NOTE: This image shows the European version of the AC adapter. The plug type and compatible voltage can differ between regions, so please check the AC adapter specifications in the Wii U Electronic Manual.

- High Speed HDMI™ Cable (WUP-008)
- Wii AV Cable (RVL-009)
- Wii Component Video Cable (RVL-011)
- Wii RGB Cable (RVL-013)

These cables are used to output audio and video to a TV.



- Wii U Pro Controller USB Cable (WUP-018)

This cable is used to connect the controller to the console for charging.



- Wii U Console Stand (WUP-009)

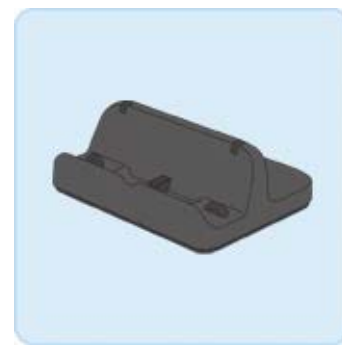
These items are used for standing the console vertically.



- Wii U GamePad Cradle (WUP-014)

This accessory is used to charge

the Wii U GamePad.
It is connected to the Wii U
GamePad AC adapter.



■ **Wii U GamePad Stand (WUP-016)**

This is used to stand up the Wii U
GamePad during play.




■ **Sensor Bar (RVL-014)**

This accessory is used for Wii
Remote movement detection.



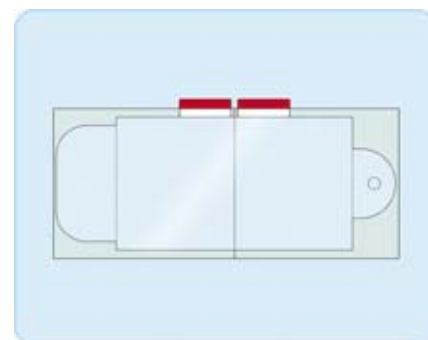
■ **Wii LAN Adapter (RVL-015)**

This adapter connects the console
to a wired network.



■ **Wii U GamePad Screen Protector
(WUP-023)**

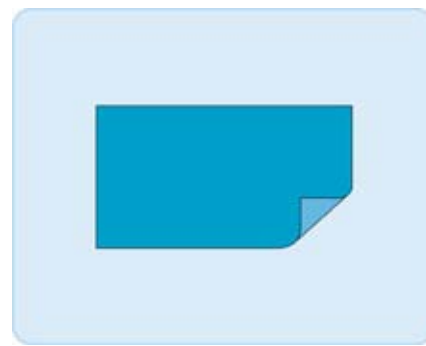
This adhesive sheet prevents
the screen of the Wii U
GamePad from getting dirty or
scratched.



■ **Cleaning Cloth (WUP-024)**

This cloth is used to remove

fingerprints and dirt from the Wii U GamePad.



■ Wii U Cleaning Disc (WUP-025)

This disc is used to remove dirt from the disc-reading lens.



■ Cleaning Fluid (WUP-026)

This cleaning fluid is used with the Wii U Cleaning Disc.



■ SD Memory Card

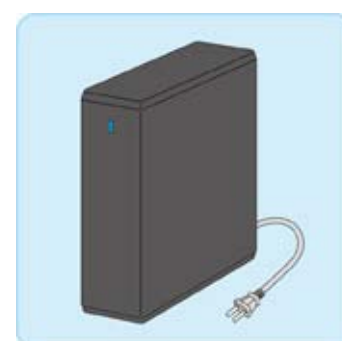
■ SDHC Memory Card

SD cards are used for data storage.



■ USB Storage Device

Devices such as a USB hard drive can be attached to the console and used to store data for Wii U software.



■ Headset

This accessory is used to chat with

others during online play.



General Terms

- **Wii Remote**
This includes the Wii Remote, Wii Remote Plus and Wii Remote with Wii MotionPlus attached.
- **Classic Controller**
This includes the Classic Controller and Classic Controller Pro.
- **Wii U GamePad Battery**
This includes the Wii U GamePad Battery and Wii U GamePad High-Capacity Battery.
- **Stylus**
This includes the regular and large versions of the Wii U GamePad stylus.
- **SD Card**
This includes SD Memory Cards and SDHC Memory Cards.

 **WARNING - SEIZURES**

Some people (about 1 in 4000) may have seizures or blackouts triggered by light flashes or patterns, and this may occur while they are watching TV or playing video games, even if they have never had a seizure before.

Anyone who has ever experienced seizures, loss of awareness or any other symptom linked to an epileptic condition should consult a doctor before playing video games.

Parents or legal guardians should monitor children when they play video games. Stop play and consult a doctor if you or your child have any unusual symptoms, such as:

- Convulsions
- Eye or muscle twitching
- Loss of awareness
- Altered vision
- Involuntary movements
- Disorientation

To reduce the probability of a seizure when playing video games:

- Sit or stand as far from the screen as possible.
- Play video games on the smallest available television screen.
- Do not play if you are tired or need sleep.
- Play in a well-lit room.
- Take a break of 10 to 15 minutes every hour.

 **WARNING – REPETITIVE MOTION INJURIES AND EYESTRAIN**

Playing video games can make your muscles, joints, skin or eyes hurt. Follow these instructions to help avoid problems such as tendonitis, carpal tunnel syndrome, skin irritation or eyestrain:

- Avoid excessive play. Parents or legal guardians should monitor their children to ensure appropriate playing time.
- Take a break of 10 to 15 minutes every hour, even if you don't think you need it.
- If your hands, wrists, arms or eyes become tired or sore while playing, or if you feel symptoms such as tingling, numbness, burning or stiffness, stop and rest for several hours before playing again.
- If you continue to have any of the above symptoms or other discomfort during or after play, stop playing and consult a doctor.



WARNING – PREGNANCY AND MEDICAL CONDITIONS

Consult your doctor before using Wii U software that may require physical activity if:

- You are pregnant
- You suffer from heart, respiratory, back, joint or orthopaedic problems
- You have high blood pressure
- Your doctor has instructed you to restrict your physical activity
- You have any other medical condition that may be aggravated by physical activity

Persons receiving treatment for an injury or disorder involving the fingers, hands or arms should NOT use the rumble function of any accessories.



CAUTION – MOTION SICKNESS

Playing video games can cause motion sickness in some players. Stop playing immediately if you experience dizziness, nausea, fatigue, motion sickness or similar symptoms, or if you experience discomfort in your eyes, hands or arms or otherwise feel unwell at any time during game play. Do not drive or engage in other physical activity until you feel better.

WARNING – ELECTRICAL SAFETY

To avoid risk of overheating, fire, battery leakage, explosion, electric shock, injury, deformation and/or malfunction:

- Do not use the Wii U console during a lightning storm.
- Do not disassemble, make alterations, or try to repair the console or AC adapter.
- Do not expose the AC adapter to severe shock.
- Do not step on, forcefully bend or pull on the cables of the console or AC adapter. When unplugging the AC adapter, turn off the console first and pull on the plug rather than the cable.
- Do not use damaged devices. The AC adapter should be regularly examined for damage to its cord, plug enclosure and other parts.
- If the controller's touch screen is damaged, do not touch any liquid that may leak from it.
- Do not allow liquids or foreign substances to enter the console or AC adapter. In the event liquid (e.g. water, juice, oil or pet urine) or foreign substances enter the console or AC adapter, immediately stop using the console, turn the power off, remove the AC adapter from the electrical outlet and contact Nintendo Customer Support for advice on how to proceed.
- Only use AC adapters and batteries that are compatible with your devices. For information on the appropriate AC adapter and battery pack, please refer to the Wii U Operations Manual or the manual for each accessory.
- Do not touch the terminals of the devices, or

the pins on the AC adapter, with your fingers or metal objects.

- Do not touch the console or AC adapter with wet, sweaty or oily hands.
- Use the AC adapter only with European mains voltage (230V).
- Plug the AC adapter into an easily accessible electrical outlet that is near to the equipment being charged, and always ensure that the pins on the AC adapter are fully inserted into the electrical outlet.
- Do not use voltage transformers intended for use in other countries, or incandescent-specific light dimmers because it may change the power voltage.
- Do not overload the circuit by connecting an excessive amount of equipment to electrical outlets or wiring accessories (e.g. connecting a series of multi-plug adapters).
- If you hear a strange noise, see smoke, or smell something strange when using the console, immediately turn off the power, disconnect the AC adapter from the electrical outlet, and contact Nintendo Customer Support.


Positioning your console




Do not use or store the Wii U console or AC adapter in a high temperature or humid environment, such as:

- Areas exposed to direct sunlight
- Near a heat source, such as a stove or heater
- On top of a thermal or deep-piled carpet
- On top of audiovisual equipment
- Areas without ventilation, such as in a vehicle, during hot weather


.....

 Do not use or store the Wii U console or AC adapter in places with high levels of dust, fumes or tobacco smoke. If dust or another foreign material forms on the terminals or connectors of the devices or AC adapter, remove it using a vacuum cleaner, dry cloth or other appropriate product.


.....

 Do not place the sensor bar over a vent on your television.


.....

 The AC adapter is for indoor use only.

 **CAUTION – ELECTRICAL SAFETY**

 Do not expose the console to severe shock.


.....

 Do not use excessive force when connecting accessories.


.....

 Do not place magnetic items close to the console.


.....

 Only use compatible accessories. For information on compatible accessories please refer to the "Product Overview" page or the Nintendo website.

CAREFUL USAGE – ELECTRICAL SAFETY

-  Do not use or place the console in places where the temperature can suddenly change and cause condensation, such as in front of air conditioning units. If condensation forms, remove the disc from the console, turn the power off and leave the console in a warm room for a few hours until the water droplets have evaporated.

WARNING - BATTERIES

-  Failure to observe the following important safety instructions could result in risk of short-circuit, overheating, battery leakage, fire, explosion or system malfunction:
 - Only charge rechargeable batteries as instructed. Refer to the Wii U Operations Manual or the corresponding accessory manual for information on how to charge each battery.
 - Use the appropriate battery for each device. For information on compatible batteries, please refer to the Wii U Operations Manual, or the manual of each accessory.
 - Do not touch the plus (+) or minus (-) terminals with metallic materials.
 - Check the correct direction of insertion and insert the batteries correctly.
 - Do not throw a battery in a fire or heat it.
 - Do not disassemble or make alterations to a battery.
 - If any battery fluid leaks from a battery, do not touch it. Carefully wipe the fluid so it does not come into contact with your hands. If any fluid leaks on your hands, wash them thoroughly with water. If leaked battery fluid comes into contact with your eyes, it could lead to impaired vision. Immediately rinse your eyes with plenty of water and consult a doctor.



WARNING – REPLACEMENT OF BATTERIES



When using dry cell batteries:

- Do not mix old batteries with new batteries.
 - Do not mix different brands and types of batteries.
 - Do not attempt to charge dry cell batteries.
-



When using AA rechargeable Nickel Metal Hydride batteries:

- Do not mix batteries of different capacities.
 - Do not mix different brands and types of batteries.
 - Read the batteries' user manual thoroughly and use the batteries as instructed.
-



Do not use the following:

- Altered batteries or batteries unspecified for use with a product
- Deformed batteries or batteries with damage on the surface label
- Leaking batteries



WARNING – RADIO FREQUENCY INTERFERENCE

The Wii U console and wireless controllers can emit radio waves that can affect the operation of nearby electronics, including cardiac pacemakers.

- Do not operate the Wii U console or wireless controllers within 25cm (10 inches) of a pacemaker.
- If you have a pacemaker or other implanted medical device, do not use the Wii U console or wireless controllers without first consulting your doctor or the manufacturer of your medical device.
- Do not use wireless communication in areas

where it is forbidden or restricted, such as hospitals or aeroplanes. Wireless communication can affect the operation of other electrical devices.



WARNING - EXPOSURE TO RADIO FREQUENCY RADIATION

To comply with RF exposure compliance requirements, a separation distance of at least 20cm must be maintained between the Wii U console and all persons. This console must not be co-located or operating in conjunction with any other antenna or transmitter.



CAUTION - LASER DEVICE

The Wii U console is a Class I laser product. Do not attempt to disassemble the Wii U console. Servicing of the product should be carried out by Nintendo Customer Support only.

CAUTION: Making any adjustments to or performing any procedures on the Wii U console that are not detailed in this operations manual may result in hazardous radiation exposure.

Specifications

Laser type: Semiconductor laser

Laser wave length: 405 nm, 660 nm

Laser power: Max. 0.6 mW, 0.9 mW

Numeric aperture: 0.85, 0.6



CAUTION - BRIGHTNESS OF TV SCREEN

The brightness of the TV screen differs with each TV but can typically be adjusted. Always play games with the appropriate brightness setting. Excessive brightness or darkness can cause discomfort. If necessary, please refer to the instruction manual of your TV for guidance on how to adjust the brightness of your TV.



WARNING – HAZARDS TO CHILDREN



Not suitable for children under 36 months of age.

.....



Do not place or leave the console or its accessories within easy reach of small children or on an unstable surface.

- Pulling on the cord can lead to the console falling.
 - Strangulation hazard - the cord of the AC adapter, accessories, and wrist straps can coil around the neck.
 - Small children may put the stylus or AC adapter cord in their mouths. Some Wii U accessories have small parts that could be swallowed. If a child accidentally swallows a small part, immediately take the child to a doctor.
-



Immediately dispose of packing materials after unpacking the console. Small children may accidentally swallow the packaging or put it over their head. If a child swallows packing materials, immediately take the child to a doctor.



WARNING - USE DURING PLAY



To avoid accidents, injury, damage to household goods or malfunction, adhere to the following important warnings during game play:

- Firmly grip the controller during game play and do not let go of it or move it around excessively.
- Be aware that the controller may not feel particularly hot to the touch, but contact with the heated areas for long periods of time may cause skin burns.
- Make sure that you have sufficient space and be careful of your surroundings. You should ensure that there is nothing in your immediate surroundings, and that there is at least 1 metre (approx. 3 feet) between you and the TV screen.
- If using the Wii U GamePad while it is charging, be careful not to pull or entangle the AC adapter cord.
- The stylus should only be used for operating the touch screen.
- Do not scratch or stab the touch screen with your nails or other objects. Use either the included stylus (WUP-015), your finger or the item specified by the software.
- Do not expose the touch screen to severe shock.
- Refer to the respective sections in Wii U Operations Manual, this Health and Safety Information application and corresponding accessory manual for instructions and warnings specific to individual accessories.

CAUTION: Hold the Wii Remote firmly and always wear the wrist strap.


.....



Keep your eyes away from the infrared transceiver.


Looking directly at the infrared transceiver while it is active can lead to impaired vision or other problems.

.....

 Do not use excessive volume for headphones.

Using headphones at loud volumes for long periods of time could result in impaired hearing. When using headphones, keep the volume at a level that allows you to hear background sounds. If you notice problems such as fatigue or ringing in the ears, discontinue use. If the symptoms persist, consult a doctor.


.....

 Be careful when using controllers with a rumble feature.

- Do not use the rumble feature if you have any illness or disorders related to your fingers, hands or arms. This can aggravate the symptoms.
- Do not use the controller while pressing it on osseous parts of your body such as your head, elbow or knees. Do not press the controller on your face or stomach. Doing so may damage your skin.
- Take a break of five minutes every half hour.
- You can activate/deactivate the rumble feature from the HOME Menu.

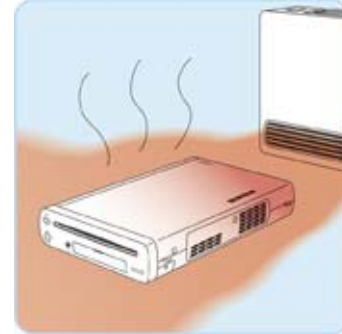
For your protection, before disposing, selling, donating or otherwise transferring your Wii U console, please be sure to clean and securely remove all of your personal information, including any pictures or messages and all other stored sensitive information from your Wii U console. For information on how to remove data from your Wii U console, refer to System Settings on the Wii U Menu.

 **WARNING**


-  Do not place in confined areas or areas with a high temperature.

The console may overheat, which can lead to fire or injury.

Do not place the console in the following areas:




- Areas exposed to direct sunlight
- Areas near a heat source such as a stove, heater or open fire
- On top of heated carpets, deep pile carpets or audiovisual devices
- Outdoors or within vehicles during hot weather
- On top of or inside electrical appliances such as microwaves


-
-  Only use the power supply with 230V AC electrical outlets.

-  Do not use voltage transformers intended for use in other countries.

This can cause fire, abnormal overheating, electric shock, or malfunctions.


-
-  Do not overload the circuit by connecting an excessive amount of equipment (e.g. a series of multi-plug adapters).

This can cause fire or abnormal overheating.

-
-  Do not use or place the console in humid environments or in places with high levels of dust, fumes or tobacco smoke.


This can cause electric shock or malfunction.

.....

 Do not use or place the console within easy reach of small children or in an unstable place.


This can lead to injury or console damage:

- Small children or pets may put the AC Adapter cord in their mouths.
 - The cord can coil around their neck.
 - Pulling on the cord can lead to the console falling.
-

 Do not use wireless communication in areas where it is forbidden or restricted, such as hospitals.

Wireless communication can affect the operation of other electrical devices.

.....

 Do not place the sensor bar over a vent on the television.

Overheating of the television might lead to fire or malfunction.

.....

 Do not place any objects on top of the console.

This can lead to overheating, which can cause accidents. This could also lead to wireless signal interference.

CAREFUL USAGE


 Place the console horizontally or vertically.

When placing the console vertically, ensure you use the Wii U Console Stand (WUP-009).

Placing the console any other way can lead to accidents, or damage to surfaces and discs.




.....

 Do not move the console if a disc is inserted.

This can lead to damage to the disc or console malfunction.

.....

 Do not use or place the console directly in front of places where the temperature can suddenly change and cause condensation, such as in front of air conditioning units.

This can cause malfunctions.
If condensation forms, remove the disc from the console, turn the power off and leave the console in a warm room for a few hours until the water droplets have evaporated.

⚠ WARNING

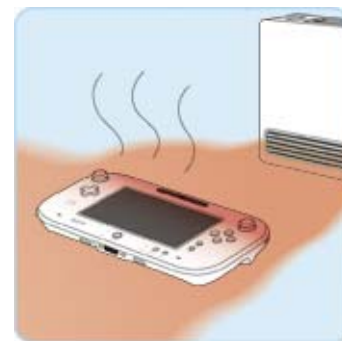
- ⊘ Do not expose the device to fire, put it in a microwave or pressure cooker, or attempt to dry it with a hairdryer.

Failure to follow this can cause batteries to explode, overheat or leak, which can in turn lead to electric shock or fire.

.....

- ⊘ Do not use or store the device in a high temperature environment.

This can cause battery leakage, overheating, explosion, fire, electric shock, injury, deformation or malfunction.



Avoid environments such as the following:


- Areas exposed to direct sunlight
 - Areas near a heat source such as a stove, heater or open fire
 - On top of heated carpets, deep pile carpets or audiovisual devices
 - Outdoors or within vehicles during hot weather
 - On top of or inside electrical appliances such as microwaves
-

- ⊘ Only use the power supply with 230V AC electrical outlets.

- ⊘ Do not use voltage transformers intended for use in other countries.


Failure to follow this can cause fire, abnormal overheating, electric shock, or malfunctions.

.....

 Do not overload the circuit by connecting an excessive amount of equipment (e.g. a series of multi-plug adapters).


This can cause fire or abnormal overheating.

.....

 Do not use or place the device in humid environments or in places with high levels of dust, fumes or tobacco smoke.


This can cause electric shock or malfunction.

.....

 Do not use place the device within easy reach of small children or in an unstable place.


This can lead to injury or damage:

- Small children or pets may put the stylus or AC Adapter cord in their mouths.
 - Cords can coil around their neck.
 - Pulling on a cord can lead to the device falling.
-

 Do not use wireless communication in areas where it is forbidden or restricted, such as hospitals.

Wireless communication can affect the operation of other electrical devices.


CAREFUL USAGE

 Do not use or place the device directly in front of places where the temperature can suddenly change and cause condensation, such as in front of air conditioning units.

This can cause malfunctions.


If condensation forms, turn the power off and leave the device in a warm room for a few hours until the water droplets have evaporated.

**WARNING**

-  Do not use or place the device in humid environments or in places with high levels of dust, fumes or tobacco smoke.


This can cause electric shock or malfunction.

.....

-  Do not use or place the device within easy reach of small children or in an unstable place.

This can lead to injury or damage:

- Small children or pets may put the stylus or AC Adapter cord in their mouths.
 - Cords can coil around their neck.
 - Pulling on a cord can lead to the device falling.
-

-  Do not use Wii Remote accessories (e.g. Nunchuk, Classic Controller) in areas where wireless communication is forbidden or restricted, such as hospitals.

Wireless communication can affect the operation of other electrical devices.

CAREFUL USAGE

 Do not use or store the device in a high temperature environment.

This can lead to accident or injury.

Avoid environments such as the following:

- Areas exposed to direct sunlight
- Areas near a heat source such as a stove, heater or open fire
- On top of heated carpets, deep pile carpets or audiovisual devices
- Outdoors or within vehicles during hot weather
- On top of or inside electrical appliances such as microwaves

**WARNING**

Only use a compatible AC Adapter and battery.

Using other devices may cause fire, electric shock or malfunction.

For products with built-in batteries, this may cause fire, battery leakage, overheating, explosion, electric shock or malfunction.

For information on the appropriate AC Adapter or battery, please refer to the Wii U Operations Manual or the manual for each accessory.

.....



Do not forcefully bend or pull the cable.

Doing so may cause malfunction.

.....



Do not disassemble, make alterations to or try to repair the system.

Doing so may cause fire, electric shock or malfunction.

.....



Do not allow liquids or foreign substances to enter the system.

This can lead to fire, electric shock or malfunction.

In case liquid (e.g. water, juice, oil or pet urine) or foreign substances enter the system, immediately stop using the system, turn the power off, remove the AC adapter from the electrical outlet and contact Nintendo Customer Support for advice on how to proceed.

.....

 Do not use damaged devices.

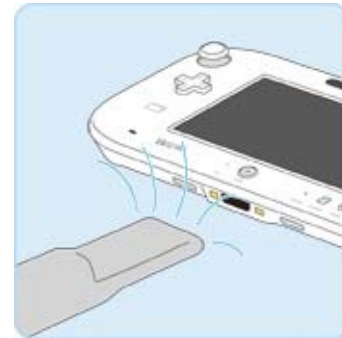
This can lead to electric shock, injury or malfunction.

.....

 Do not use the product when there is dust or foreign materials on terminals or connectors.

This may cause electric shock, malfunction or loose connections.

Remove any dust or foreign materials using a vacuum cleaner or other appropriate product.



.....

 Do not touch the terminals with your finger or metallic objects.


This may cause electric shock, injury or malfunction.

.....

 Do not touch the console with wet or oily hands.

This may cause electric shock, injury or malfunction.

.....

 Stop use and do not touch the system or the AC adapter during a thunderstorm.

Doing so could lead to electric shock from a thunderbolt.


As a safety precaution, when you hear thunder, it is recommended to unplug the Wii U console.

.....

 Do not place small products such as SD Cards within easy reach of small children.

Small children might accidentally swallow small products. If this occurs, immediately take the child to a doctor.

.....

 Immediately dispose of packing materials after unpacking the system.

Small children may accidentally swallow the packaging or put it over their head. Follow appropriate local regulations when disposing of materials. If a child swallows packing materials, immediately take the child to a doctor.

.....

 Do not allow small children to play with cables.


They may be injured by cables coiling around the neck or the console falling when pulled.

.....

 Avoid dust piling up around the air vent and air intake.

Collected dust can overheat the system and cause fire or malfunction. Periodically disconnect the AC plug from the electrical outlet and clean the vents using a vacuum cleaner.

 **CAUTION**

 Be careful when connecting accessories.

Using excessive force or attempting to connect accessories incorrectly may result in malfunction. Follow the instructions in the respective manual when connecting any accessories.

.....

 Do not expose the system to severe shock.

Doing so may cause malfunction.

.....

 Do not place magnetic items close to the system.

This may negatively affect console operations.

.....

 Only use compatible accessories.

Using incompatible devices might cause malfunction or incorrect operation.

Please refer to the "Product Overview" page or the Nintendo website for information on compatible accessories.

.....

 Be careful of screen burn-in.

Depending on the TV, leaving a still image on screen for a long time may lead to a residual image (screen burn-in). To avoid burn-in, please turn on SCREEN BURN-IN REDUCTION in the System Settings.

.....

 Do not leave the system on the floor.

Someone may step on the console or trip on it, causing malfunction or injury.

.....

- Ensure you follow local regulations when disposing of the product.

To dispose of accessories with rechargeable batteries, please take the accessory to the nearest recycling authority.

Depending on the features and software used, your personal information may be stored on your Wii U. In order to protect your personal information, make sure to reset the product before disposing of it. This can be done via System Settings.

CAREFUL USAGE

- ⊘ When carrying out a system update...

- Do not turn off the power.
- Do not unplug the AC adapter.
- Do not remove discs.

Failure to follow this may lead to accidents.

.....

- ⊘ Do not move the system while it is in use.

This may damage an inserted disc.

.....

- ⊘ Do not move the console while a disc is inserted.

This may damage the disc.

.....

- ⊘ Do not leave a disc partially inserted into the system.

This may lead to deformation or damage to the disc.

.....

- ⊘ Do not unplug the console AC adapter or disconnect USB storage devices unless the power LED is red or unlit.

Doing so may lead to data corruption.

-
- When turning the power off and on again...

Do not turn the power off and then immediately on again. This can lead to malfunction.

After turning the power off, wait until the power LED turns red, then wait for at least 4 seconds before turning the power on again.

-
- ⊘ Do not allow rubber or plastic products to come into contact with the console for extended periods of time.

Doing so may deteriorate the surface or tarnish the colour.


-
- Be careful when inserting and removing SD Cards.

Do not remove the SD Card or turn the power off while loading or saving data. This may cause malfunction to the system and the SD Card and may damage the data.

-
- Be careful when connecting the Wii LAN Adapter.

Failure to adhere to the following may result in malfunction:

- Only connect and disconnect the Wii LAN Adapter when the power LED is red.
 - Do not connect any non-Ethernet cable (e.g. a modular power supply) to the Ethernet connector.
-

 Do not use thinner, benzene or alcohol to clean the console.

Doing so may damage or deform the surface.

If the console or an accessory's surface becomes dirty, wipe it with a soft cloth such as a glasses cleaner.

◆ When wiping the console, confirm that the disc is not inserted and the power is off.

All precautions in this section refer to the following AC adapters unless stated otherwise:


- Wii U AC Adapter
- Wii U GamePad AC Adapter
- Nintendo 3DS AC Adapter

Note that the plug type and compatible voltage can differ between regions, so please check the AC adapter specifications in the Wii U Electronic Manual. The specifications noted in this section are based on EUR-type AC adapters.


WARNING – ELECTRICAL SAFETY

To avoid risk of overheating, fire, battery leakage, explosion, electric shock, injury, deformation and/or malfunction:


.....

 Do not use the Wii U console or Wii U GamePad during a thunderstorm. There may be a risk of electric shock from lightning. It is recommended to disconnect the Wii U console and Wii U GamePad, and not to touch the AC adapter or the console when you hear thunder.


.....

 Only use the appropriate AC adapter for each respective product.

.....

 Do not use the AC adapter if it has damaged, split or broken cords/wires.

.....

 Make sure that the AC adapter plug is fully inserted into the electrical outlet or extension cord.

.....



Always carefully disconnect all plugs by pulling on the plug and not on the cord. Make sure the console and GamePad are powered off before removing the AC adapter cord from an electrical outlet. Pulling on the cable could cause it to be damaged and may result in a fire or electrocution.

.....



The dedicated AC adapter conforms to the Low Voltage Directive (2006/95/EC).

.....



The Wii U AC Adapter is intended only as the AC adapter for the Wii U console.

.....



The Wii U GamePad AC Adapter is intended only as the AC adapter for the Wii U GamePad.

.....



The AC adapter is for indoor use only.

.....



If you hear a strange noise, see smoke, or smell something strange when using the Wii U console and/or Wii U GamePad, immediately turn off the power, disconnect the AC plug from the electrical outlet, and contact Nintendo Customer Support.

.....




The AC adapter should be regularly examined for damage to the cord, plug enclosure and other parts.

.....




Do not disassemble, make alterations to or try to repair the AC adapter.


.....

 If the external flexible cable or cord of the AC adapter becomes damaged, contact Nintendo Customer Support in order to avoid any potential hazards.


.....

 Do not plug in or unplug the AC adapter with wet or sweaty hands.


.....

 Do not use an AC adapter that has come into contact with any liquids or has had a foreign object inserted into it. In the event that this has happened, contact Nintendo Customer Support.


.....

 Do not store or use the AC adapter in humid, dusty, or smoky environments.


.....

 Do not use the AC adapter in places where it may be splashed with water or any other liquids, such as juice, pet urine or oil.


.....

 Do not touch the AC pins on the plug with your fingers or metallic objects.

.....

 Do not step on, pull or excessively bend the AC adapter or cables.

.....

 Do not overload the circuit by connecting an excessive amount of equipment (e.g. a series of multi-plug adapters).


.....

 Please clean dust from the AC plug periodically using a dry cloth.


.....

 Do not heat or place AC adapters or cables near stoves or heaters.


.....

 Do not apply excessive force to the cables (especially at the base of the cable).

.....

 Do not use travel transformers or incandescent-specific light dimmers because it may change the power voltage.

.....

 The AC adapter should be plugged into an easily accessible electrical outlet that is near the equipment to be charged.

Only adults should handle batteries.


Be careful of children touching batteries. If a child swallows a battery, consult a doctor immediately.

- ◆ All precautions in this section refer to dry cell batteries, rechargeable batteries and coin batteries, unless stated otherwise.

WARNING

To avoid risk of overheating, fire, battery leakage, explosion, electric shock, injury, deformation and/or malfunction:

.....

-  Do not expose a battery to fire, put it in a microwave or pressure cooker, or attempt to dry it with a hairdryer.

Failure to follow this can cause the battery to explode, overheat or leak, which can in turn lead to electric shock or fire.

.....

-  Do not disassemble or make alterations to a battery.

Doing so may lead to fire, explosion or excessive heat.

.....

-  Only charge rechargeable batteries as instructed.

Failure to do so can lead to explosion, overheating, leakage of the battery, fire or system malfunction.

Please refer to the Wii U Operations Manual or the corresponding accessory manual for information on how to charge each battery.

.....



Do not touch any battery fluid which may leak from a battery.

If leaked battery fluid comes into contact with your eyes, this might lead to impaired vision. Immediately rinse your eyes with plenty of water and consult a doctor. Carefully wipe the fluid so it does not come into contact with your hands. If any fluid leaks on your hands, wash them thoroughly with water.

.....



Do not touch the plus (+) or minus (-) terminals with metallic materials.

Doing so may lead to overheating, explosion, electric shock or short-circuit.

.....



Check the correct direction of insertion and set the batteries correctly.

Incorrect setup may lead to heat, short-circuit or malfunction.

.....



Use the appropriate battery for each device.

Using incompatible devices may lead to fire, battery leakage, overheating, explosion, electric shock, or malfunction.

For information on compatible batteries, please refer to the Wii U Operations Manual, or the manual of each accessory.

.....



When using dry cell batteries:

- Do not mix old batteries with new batteries.
- Do not mix different brands and types of batteries.
- Do not attempt to charge dry cell batteries.

.....

■ When using AA rechargeable Nickel Metal Hydride batteries:

- Do not mix batteries of different capacities.
- Do not mix different brands and types of batteries.
- Read the batteries' user manual thoroughly and use the batteries as instructed.

.....

■ Do not use the following:

- Altered batteries or batteries unspecified for use with a product
- Deformed batteries or batteries with damage on the surface label
- Leaking batteries

Please be careful of the following when handling discs.

Failure to follow the precautions might lead to injury, damage to the disc or malfunction of the Wii U console.

Nintendo will not compensate damage to or breakage of discs.

CAREFUL USAGE



Do not touch the unprinted bottom surface of the disc. Always handle the disc by the edges.

.....



Do not use cracked, damaged or repaired discs.

.....



Do not bend or put excessive pressure on discs when loading into the console.

.....



Do not leave discs in direct sunlight or expose them to high temperatures, high humidity or dust, dirt or other contaminants.

.....




When a disc is not in use, store it in the case provided with it to prevent the disc from getting scratched, dirty or damaged. Placing a disc directly on a surface or inserting it into a case intended for other disc types may cause damage to the disc.

.....



Do not stack discs on top of each other, as their surfaces may get scratched.


.....

 Do not write on, or place stickers on, any part of the disc.

.....

 Do not put foreign matter on the disc.

.....

 If a disc becomes dirty or contaminated with fingerprints, the console may not be able to read the game data correctly. If necessary, clean the disc with a soft, slightly damp cotton cloth (use water only). Clean the disc from the centre towards the edges; do not use a circular motion.

.....

 Do not attempt to force a disc out of its disc case.

This can damage the disc.
Push the release button in the disc case, then remove it from the case when it is loose.

⚠ WARNING

- ❌ Firmly grip the controller during game play and do not let go of it or move it around excessively.

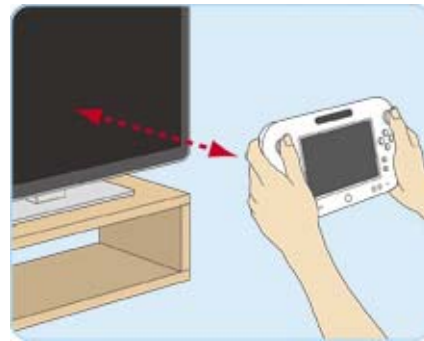
Failure to do so may result in the controller hitting people or other objects, which can lead to accidents, injury, damage to household goods or malfunction.



- ⚠ Make sure that you have sufficient space and be careful of your surroundings.

Failure to do so may lead to accidents, injury, damage to household goods or malfunctions. Please ensure that there is nothing in your

immediate surroundings, and that there is at least 1 metre (approx. 3 feet) between you and the TV screen.



- ❌ Do not use the controller with wet hands.

Doing so may lead to accidents, injury, damage to household items or malfunctions. In case the controller gets wet, please wipe it with a towel before use.

- ❌ Do not use the controller within 25cm (10 inches) of a pacemaker. It may affect the operation of the pacemaker.

- Be careful when charging the controller during use.

When using the controller while it is charging, be careful not to pull or entangle the AC adapter cord.



Stylus Usage Precautions

Keep the following in mind when using the stylus. Failure to do so may lead to injury or damage to the touch screen.

- Only use the stylus when operating the touch screen.
- Do not use a damaged or deformed stylus.

Do not scratch or stab the touch screen.

This can lead to injury or malfunction.



- Use the Wii U GamePad stylus, your finger or the item specified by the software.
- When using your finger, do not press with your nails.
- Lightly wipe off any dust or foreign materials on the screen with a soft cloth such as a glasses cleaner.

Do not expose the touch screen to severe shock.


Doing so may result in injury or malfunction. If the touch screen is damaged, do not touch any liquid that may leak from the inner side of the touch screen.



 Do not use the controller while the battery cover is removed.

The battery may fall out, which can lead to injury or damage to household goods.

.....

 Be aware that the controller may not feel particularly hot to the touch, but contact with the heated areas for long periods of time may cause skin burns.

 **CAUTION**

 When using the NFC (near-field communication) feature...

If using a card with a magnetic strip such as a credit card, do not hold it at the NFC touchpoint for a long time. The magnetism may render your card unusable.




 Do not expose the camera to bright lights.


This can lead to malfunctions, such as making the camera unable to take photos with the correct colours.

◆ Images taken by the camera might have different colour or brightness to the actual object. There may also be permanent light or dark spots on the images.

.....

 When using the Left Stick or Right Stick, do not place pressure on delicate or sore parts of your skin, as this could lead to skin irritation.

.....

-  Do not move the Left Stick or Right Stick violently from side to side, as this may damage the controller and could affect game play.

CAREFUL USAGE

-  Please make sure to charge the Wii U GamePad at least once every six months.


Due to their properties, lithium-ion batteries lose their charge when not in use. If left uncharged for an extended period of time, they may permanently lose their charge and become unusable.

.....

-  Do not use the touch screen when it is dirty.

This may lead to the software not properly detecting your input. If the screen is dirty, use the cleaning cloth or a glasses cleaner to wipe the dirt from the screen.

.....

-  **When using the screen protector...**
 - Use only screen protectors licensed by Nintendo with the Wii U GamePad.
 - Make sure that the screen is not dirty before attaching the screen protector. Failure to do so may lead to scratches on the screen.
 - Do not try to twist or apply strong pressure to the screen when attaching the screen protector.
 - Dispose of any used screen protectors or packing materials immediately after use.
 - The screen protector does not protect against all damage or scratching of the touch screen.

.....

■ When using the cleaning cloth...


- If the cleaning cloth gets dirty, wash it gently in warm water, then leave it to dry before use.
- Do not put the cleaning cloth in a washing machine or tumble dryer. Do not iron the cleaning cloth.
- Do not use bleach or fabric softener on the cleaning cloth. This can lead to the colour running and/or reduce the cloth's cleaning ability.

All precautions in this section refer to the following products unless stated otherwise:


- Wii Remote
- Wii Remote Plus
- Wii MotionPlus

This section also includes precautions for the Wii Remote Rapid Charging Set (including the Wii Remote rechargeable battery).


 **WARNING**

 Not suitable for children under 36 months of age – strangulation hazard. The Wii Remote wrist strap can coil around the neck.


.....

 Do not use the controller within 25cm (10 inches) of a pacemaker. It may affect the operation of the pacemaker.

.....

 Do not touch the external extension connector with fingers or metallic objects, as it could lead to injury, damage or other accidents.

.....

 The Wii Remote contains plastic and metal components. These are dangerous if burned, so ensure that you dispose of the Wii Remote in accordance with local regulations.

.....
 Do not use the controller while the battery cover is removed.

The battery/batteries may fall out, which can lead to injury or damage to household goods.

 **CAUTION**

 **Always wear the wrist strap!**

Make sure that all players using the Wii Remote are wearing the Wii Remote wrist strap and that it has been tightened correctly using the strap lock.



When sharing the Wii Remote between multiple players, please be sure that each person using the Wii Remote takes the time to properly put on the wrist strap. Wearing the wrist strap will help prevent the Wii Remote from accidentally being thrown and damaged if you inadvertently let go of it during game play.

.....
 **Only use a dedicated Wii Remote wrist strap.**

Using other cords or straps to hold the Wii Remote might cause the Wii Remote to fall, which can lead to damage of household goods or malfunction.

.....



Hold the Wii Remote firmly and do not let go!

- Even while wearing the wrist strap, make sure you don't let go of the Wii Remote during game play.
- Follow the game instructions for releasing or letting go of on-screen objects like balls, swords and the like.

Usually you do this by releasing or pushing a button on the Wii Remote. You should NEVER let go of the Wii Remote itself to perform a function in the game.

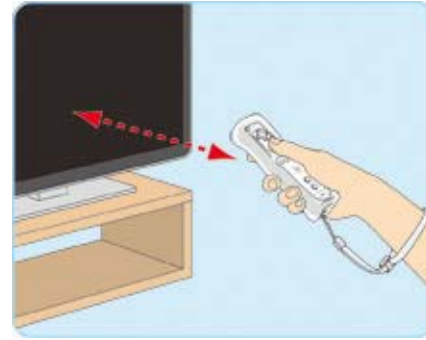
- If your hands become sweaty or wet for any other reason, stop playing and dry your hands before continuing.
- The Wii Remote responds to minor movements, so excessive or forceful actions are not necessary. We therefore recommend that you do not use excessive, rapid, violent or swinging motions as these might cause you to accidentally let go of the Wii Remote and may break the wrist strap. Losing your grip could result in injury to people nearby or cause damage to other objects or the Wii Remote.

.....



ALLOW ADEQUATE ROOM AROUND YOU DURING GAME PLAY!

You will probably move around while using the Wii Remote, so be careful that all areas that you might move into are clear. Make sure that



furniture, objects and people are out of the play area so that you don't accidentally bump into them while playing. It is recommended to stay at least 1 metre (3 feet) from the television.

Also, be careful of any objects above you (e.g. lamps) that you could collide with if you jump or raise your hands above your head. Such movements are not necessary as the Wii Remote reacts to minor motion.

Remember to take extra care if you have low ceilings.



Do not attempt to disassemble or carry out maintenance on the Wii Remote, as this could lead to accidents.



When using and storing the Wii Remote, be aware of the following:

- Do not use or store the Wii Remote in a place where moisture, dust or smoke could enter it.
- Do not use or store the Wii Remote in direct sunlight, or next to a source of heat such as a stove or heater.



If the outside of the jacket is dirty, wipe it with a damp cloth. Do not clean with paint thinner, alcohol or any other solvent, as this could warp or damage the jacket.




-  Be careful when using the Wii Remote Jacket or Wii MotionPlus jacket component.

Please avoid the following actions, as failure to do so may damage the accessory:

- Do not damage the jacket using sharp objects.
- Do not pull the jacket with excessive force.

.....

-  Do not bring magnetic cards such as credit cards close to the Wii Remote speaker.

The magnetic data might corrupt and the card may be rendered unusable due to the magnetic field.

Wii Remote Rapid Charging Set Precautions

WARNING

-  Do not touch any of the parts during a thunderstorm.

If charging during a thunderstorm, do not touch the Wii Remote, AC adapter or charging cradle. This can lead to electric shock.

.....

-  Do not use the Wii Remote while charging the battery.

This can lead to accident or injury.

CAUTION



Charging Precautions


- Do not remove the Wii Remote Rechargeable Battery from the Wii Remote when charging it.
- The battery will not charge if the Wii MotionPlus accessory is connected to the Wii Remote. Remove the accessory before charging.
After charging, re-attach the accessory, following the instructions in the accessory's instruction booklet.
- If charging is not finished after the specified time has passed (the recharge LED stays lit), stop charging and contact Nintendo Customer Support for more information.
- If you don't intend to use the Wii Remote for an extended period of time, remove the rechargeable battery and store it safely in order to avoid any leakage of battery fluid.




Storing the Battery

When storing the Wii Remote rechargeable battery, make sure the terminals do not short out by touching any metallic parts.

**WARNING**


-  Do not use the controller within 25cm (10 inches) of a pacemaker. It may affect the operation of the pacemaker.
-


-  Do not pull on the cable while the controller is charging.
-

-  Do not use the controller while the battery cover is removed.

The battery may fall out, which can lead to injury or damage to household goods.

**CAUTION**

-  When using the Left Stick or Right Stick, do not place pressure on delicate or sore parts of your skin, as this could lead to skin irritation.
-

-  Do not move the Left Stick or Right Stick violently from side to side, as this may damage the controller and could affect game play.

**WARNING**

Not suitable for children under 36 months of age due to a possible strangulation hazard. The cord of the microphone can coil around the neck.

.....



Do not swing the microphone around.
Doing so may result in accidents or injury.

.....



Ensure that small children do not play with the cord.

Children might trip over the cord or tangle the cord around their neck, resulting in accidents or injury.

CAREFUL USAGE

Do not pull the microphone cord when it is attached to the Wii U console.

This can lead to console damage or scratching of the inserted disc.
If the console is dragged, it may also scratch the floor.

.....



Be mindful of your environment and do not disturb others.

Only use the product at appropriate times and consider factors such as the volume level.

.....



If the microphone gets dirty, wipe it gently with a soft cloth. Do not use alcohol or flammable oils as these could cause damage to the surface of the microphone.



WARNING – DANGEROUS PARTS FOR CHILDREN



The Fit Meter is not suitable for children under 36 months. The plastic tab poses a suffocation hazard. Please dispose of it immediately after removal. You should also immediately dispose of the plastic packaging after unpacking the product to avoid risk to small children of choking or suffocation.

.....



The Fit Meter and its attachments are small parts and could be swallowed by a child or pet. To avoid injury:

- Ensure the screw on the battery cover is securely tightened.
- Do not allow children or pets to chew on the Fit Meter.
- When not in use, store the Fit Meter out of reach of children and pets.

In the event a child or pet swallows the Fit Meter or a part of it, immediately consult a doctor/vet.



WARNING – BEFORE YOU USE YOUR FIT METER



You should refrain from walking any more than necessary if:

- You are in ill health or intoxicated.
- You have already walked for a long time.
- You are tired.

Walking under these circumstances could result in injury. If you feel pain or fatigue in your legs, hips or any other part of your body while walking, stop and rest. If the pain or discomfort continues, consult a doctor.

.....



If you already have an existing problem or have injured your feet, legs or hips, or if you have been advised by a doctor to restrict your movement, then walking could exacerbate your symptoms. In these cases, consult a doctor before using the Fit Meter.

.....



People who are taking medicines that affect their sense of balance should consult a doctor before walking with the Fit Meter.




WARNING – USING THE FIT METER ON A DOG



The Fit Meter is intended to measure activity and altitude changes of a person or dog. It should only be worn by a person or a dog. If the Fit Meter is fitted to an animal other than a dog, it will not accurately measure activity, and may have an adverse effect on the animal's well-being.

.....

 If you are allergic to dogs then, to avoid an allergic reaction, you should not use the Fit Meter if it has previously been worn by a dog.

.....

 Do not use the Fit Meter on dogs younger than four months old.


.....

 Do not attach the Fit Meter to your dog if your dog:


- does not want to walk.
- is distressed by wearing the Fit Meter.
- is unwell or injured.

Doing so may have an adverse effect on the health of your dog.


.....

 The Fit Meter should be attached in a place where it is not at risk of being chewed or swallowed.


.....

 Always make sure to supervise your dog and, until the dog is accustomed to wearing the Fit Meter, you should observe it carefully to ensure that it is not angered or distressed by wearing the Fit Meter.


.....

 If you want to use the infrared communication function, you should first remove the Fit Meter from your dog. Otherwise the dog could become alarmed or distressed, risking the possibility that it could injure itself or damage the Fit Meter.


 **WARNING – PRODUCT HAZARDS**

 Do not touch the battery terminals, insert foreign objects or apply excessive force to the terminals.


.....

 To avoid water or sweat entering the battery compartment and causing the battery to leak, ensure the seal ring is fitted correctly and the screw securely tightened.


.....

 Do not disassemble or attempt to repair the Fit Meter yourself. Doing so could result in injury or electric shock.


.....

 Do not expose the Fit Meter to a heater or hairdryer. It will damage the battery and could result in injury.


.....

 Do not expose the LCD screen to severe shock. Doing so may damage the screen or cause injury. In the event that the LCD screen gets damaged, do not allow any liquid that leaks from the screen or unit to come into contact with skin.


.....

 Aviation laws prohibit the use of this device on board an aeroplane during take-off and landing, and use could result in a fine.


 **CAUTION**

 Do not put the Fit Meter in your back trouser pocket. If weight is applied, the Fit Meter could be damaged and this could result in injury to the wearer.


.....

 Use only a sturdy strap or cord with the Fit Meter. If a weak material is used, it may break and the Fit Meter could be damaged.


.....

 Do not swing the Fit Meter when using it with a strap or cord. This could result in damage to the Fit Meter or surrounding objects, and injury to yourself or others.


.....

 Do not drop, hit or twist the Fit Meter, or apply excessive force to it.


.....

 Do not leave the Fit Meter on the floor. If stepped on it could break, or someone could trip on it.

Usage Notes

 In the unlikely case that the plastic tab does not pull out fully and the Fit Meter fails to work, remove the battery cover, take out the battery and check to see if a part of the plastic tab is stuck in the battery compartment. If there is a part of the plastic tab stuck in the battery compartment, carefully remove it.


.....

 Do not spill liquids on the Fit Meter, submerge it in water, or handle it with wet or sweaty hands.


.....

 Do not use or leave the Fit Meter in direct sunlight, high temperatures, or humid, dusty or smoky places.


.....

 To clean, use a damp cloth with a mild detergent. Then wipe with a dry cloth. Do not use alcohol, flammable oils or other solvents.


.....

 Do not use the Fit Meter when walking your dog in rain or snow, washing your dog or walking your dog in a place where there are lakes or rivers. The Fit Meter is not waterproof.


.....

 When attaching the clip to a belt or dog collar, ensure that the belt or collar is not too large or too small for the clip. Failure to observe this could result in damage to the clip or collar and the Fit Meter accessory could fall off.


.....

 When attaching the clip to a belt or dog collar, there is a possibility that the clip could damage or mark them. Please do not use in cases where marks or damage could cause distress to yourself or your dog.

 **WARNING – BATTERY PRECAUTIONS**

 Only use a commercially available CR2032 lithium coin cell battery.

.....


 If you are not going to be using the Fit Meter for a long period of time, remove the battery.

.....





When the battery is flat, remove it from the Fit Meter.


 **WARNING**


-  Not suitable for children under 36 months of age due to a possible strangulation hazard. The cord of the Nunchuk can coil around the neck.


 **CAUTION**


-  Always keep a firm grip on the Nunchuk and do not swing it around. This could result in damage to the Nunchuk or surrounding objects, and injury to yourself or others.

-
-  Do not touch connector terminals with your fingers or metallic objects as this could result in damage or injury.


-
-  When using the Control Stick, do not place pressure on delicate or sore parts of your skin, as this could lead to skin irritation.

-
-  Do not move the Control Stick violently from side to side, as this may damage the controller and could affect game play.


-
-  Please ensure there is sufficient distance from other people and objects when using the Wii Remote and Nunchuk to avoid colliding with other people or objects.
-

 If the Nunchuk gets dirty, wipe it gently with a soft cloth. Do not use alcohol or flammable oils as these could cause damage to the surface of the controller.





 Do not attempt to disassemble, repair or modify the Nunchuk yourself, as this could result in damage.


 **WARNING**


-  Not suitable for children under 36 months of age due to a possible strangulation hazard. The cord of the Classic Controller can coil around the neck.


 **CAUTION**

-  Always keep a firm grip on the Classic Controller and do not swing it around. This could result in damage to the Classic Controller or surrounding objects, and injury to yourself or others.

-
-  Do not touch connector terminals with your fingers or metallic objects as this could result in damage or injury.

-
-  When using the L Stick or R Stick, do not place pressure on delicate or sore parts of your skin, as this could lead to skin irritation.

-
-  Do not move the L Stick or R Stick violently from side to side, as this may damage the controller and could affect game play.

-
-  If the Classic Controller gets dirty, wipe it gently with a soft cloth. Do not use alcohol or flammable oils as these could cause damage to the surface of the controller.
-



Do not attempt to disassemble, repair or modify the Classic Controller yourself, as this could result in damage.

**WARNING**

Before use, perform sufficient warm-up exercises and make sure you are in good health. People who are not feeling well or who have consumed alcohol or any other substance or medicines which could affect their sense of balance should not use the Wii Balance Board, as they could suffer injuries or accidents.

.....




Use the Wii Balance Board for limited periods only, to reduce the risk of putting excessive strain on your body. Also, be sure to take a break if you feel fatigue or pain in your hands, feet, hips or other parts of your body during use. If pain or discomfort continues, stop use immediately and consult a doctor.

.....




For people with existing problems with their hands, feet, hips or other body parts, or people for whom intense exercise has been limited by a doctor due to another medical condition, using software with the Wii Balance Board may exacerbate these symptoms. Such individuals should consult a doctor before using the Wii Balance Board.

.....

 Applying more force than is necessary to the weak parts of the skin on the palms of the hands or arms may cause discomfort or pain. If pain or discomfort in these parts of your body continues, stop use immediately and consult a doctor.

.....

 Consult your doctor before playing Wii/ Wii U games that may require physical activity if you are pregnant or may possibly be pregnant, suffer from heart, respiratory, back, joint or orthopaedic problems, have high blood pressure, are diabetic, are unaccustomed to physical exercise, or if your doctor has instructed you to restrict physical activity. Senior citizens, people who are unaccustomed to exercise, and those with pre-existing conditions of the circulatory system such as heart conditions or hypertension should be sure to take sufficient breaks.

.....



When children are using the Wii Balance Board, a parent or guardian should explain all Health and Safety Information and instructions to any children who are going to use the system. Failure to do so may result in injury or damage to the system or other property. Make sure children play in a location where they can be observed. In particular, when young children are playing, the parent or guardian should help out and use the game together with the children. Do not allow children to move the Wii Balance Board, as it is quite heavy and they could be injured and/or the Wii Balance Board could be damaged if dropped.

.....

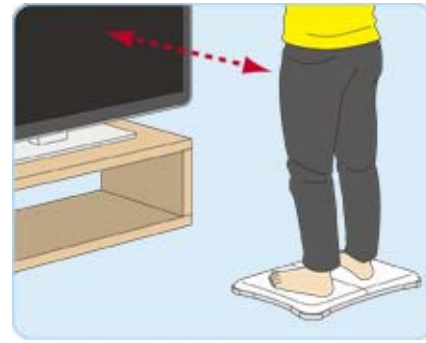


Do not use excessive movements such as jumping on the Wii Balance Board, do not allow more than one person on it at the same time, or move your hands, feet, hips or other parts of your body more than necessary. This can lead to accidents, injuries, damage to household objects and the Wii Balance Board malfunctioning.

.....



Gameplay may involve swinging parts of your body such as the hands, arms and hips, so make sure there is




nothing around and above you before starting a game, and place the Wii Balance Board in a location so that there is at least 1 metre (around 3.3 feet) between your body (hands, feet, etc.) and the television and other household objects to avoid causing damage to these objects, as well as damage to the Wii Balance Board. When there are other people in the area, make sure that they are not within your range of motion as this may lead to accidents, injuries or other damage.

.....




Do not apply body weight or force to the edges of the Wii Balance Board. Falling or tripping can lead to accidents, injuries, damage to household objects and the Wii Balance Board malfunctioning.


.....

 Using the Wii Balance Board when it is not stable could lead to accidents, injuries, damage to household objects and the Wii Balance Board malfunctioning. Always make sure that the Wii Balance Board is stable and will not tilt or slide. Always place it on a flat indoor surface such as flooring, and avoid the following locations:


- Places where water is used, such as the bathroom
 - On top of slippery mats or slippery flooring such as tiling
 - On top of unstable surfaces such as thick carpeting
 - Any outdoor location
-

 Be sure to use the Wii Balance Board barefoot. Using it while wearing socks or shoes could lead to falling, accidents, injuries, damage to household objects and the Wii Balance Board malfunctioning.


.....

 If your hands or feet become sweaty during gameplay, pause the game and wipe them and the Wii Balance Board off with a dry towel. Using the Wii Balance Board while wet can lead to falling, accidents, injuries, damage to household objects and the Wii Balance Board malfunctioning.


.....

 Do not use the Wii Balance Board in a room with underfloor heating, as this could result in the Wii Balance Board overheating and malfunctioning.


.....

 Please ensure that the rubber anti-slip pads in the centre of the Wii Balance Board balance sensors, located on the underside of the Wii Balance Board, remain free from dust, dirt and other obstructions. Failure to do so can lead to falling, accidents, injuries, damage to household objects and the Wii Balance Board malfunctioning.


.....

 Do not use the Wii Balance Board while eating or drinking. This could cause accidents, injuries and malfunctioning if food or drink falls on the Wii Balance Board.

.....

 In the following situations, stop using the Wii Balance Board immediately and contact the Nintendo Service Centre. Continued use could cause fires, electric shock or the Wii Balance Board malfunctioning.

- If you become aware of problems such as unusual sounds, smoke emission or strange smells, remove the batteries immediately, make sure smoke is no longer being emitted and contact the Nintendo Service Centre.
 - If liquid (such as water, juice or pet urine) or foreign matter touches it.
 - If cracks, damage, deformation, unsteadiness or other defects are discovered.
-

 Do not remove the battery cover except when removing the batteries in the following situations:

- When replacing the batteries
- When registering the Wii Balance

Board with the Wii U console

- When a defect arises with the Wii Balance Board

Using the Wii Balance Board while the battery cover is removed can cause the batteries to fly out, which can lead to accidents, injuries and the Wii Balance Board malfunctioning.

.....



Do not, under any circumstances whatsoever, disassemble, make alterations to or attempt to repair the Wii Balance Board by yourself. This can cause electric shock and damage to the Wii Balance Board.



CAUTION



After use, do not leave the Wii Balance Board out where it will get in the way, as this could cause people to trip over it.

.....



When moving the Wii Balance Board, hold tightly onto the grips at both ends with both hands. Dropping it can lead to accidents, injuries, damage to household objects and the Wii Balance Board malfunctioning.

.....



Also, place it on the floor with care, so as not to trap your hands or feet between the Wii Balance Board and the floor.


.....




When removing the battery cover, be careful not to drop the Wii Balance

Board and pinch your fingers or hands with it.


.....

 Press the POWER Button with care. Avoid using excessive force since this could cause damage to the Wii Balance Board.


.....

 The Wii Balance Board is made from plastic and metal parts. It is dangerous if burned, so when disposing of it, be sure to follow your local recycling laws and regulations.

.....

 When carrying the Wii Balance Board, hold the left and right grips firmly with both hands. Attempting to carry it with one hand may lead to accidents, injury, damage to the product or other household goods, or malfunctions.

CAREFUL USAGE

 The following may cause the Wii Balance Board to malfunction or become unable to take accurate measurements:

- Using or storing it in places where there is a lot of moisture, dust or oily smoke
 - Subjecting it to forceful impacts, such as hitting objects against it or dropping it
 - Storing it for long periods of time in enclosed areas like closed vehicles (especially in hot weather)
 - Using or storing it in direct sunlight, on heated carpets or floor heating or near heat sources such as stoves and heaters
 - Using it outdoors
-



The following could result in marks or scratches being left on the floor:

- Placing the Wii Balance Board on carpets, soft flooring, mats or tiling
 - Placing the Wii Balance Board in a slanted position
 - Dragging the Wii Balance Board around
-



The Wii Balance Board might not operate properly if it is moved from a cold outdoor environment to a warm indoor environment.

.....



When using the Wii Balance Board, please be mindful of the time, so that vibrations and sounds don't disturb your neighbours.

.....



If the Wii Balance Board becomes dirty, clean it using the following procedure:

1. Soak a cloth in mild soap that has been diluted with water and wring it out firmly.
 2. Wipe off the Wii Balance Board without leaving any soapy water and clean off all the cleanser.
 3. Finish by wiping off with a dry cloth.
-




Leaving any soapy water on the Wii Balance Board could lead to slipping and injuries.

.....




Do not clean with non-neutral cleansers or household cleaners, alcohol or flammable oils such as thinner or any other solvent as this can cause damage to the surface.

 **WARNING**


 The Wii U console and Wii Remote can emit radio waves that can affect the operation of nearby electronics, including cardiac pacemakers.

- Do not operate the Wii U console or Wii Remote within 25 centimetres (10 inches) of a pacemaker.
- If you have a pacemaker or other implanted medical device, do not use the Wii U console or Wii Remote without first consulting your doctor or the manufacturer of your medical device.


 **CAUTION**

 Never leave the Wii Wheel on the floor, where it might be tripped over, possibly causing injury or damage to the accessory or other surrounding objects.

.....


 Never leave the Wii Wheel anywhere where it could fall, as this could result in injury or damage to the Wii Wheel.

.....


 When attaching the Wii Remote to the Wii Wheel, please pay attention to the following points to avoid causing any injury or damage to the Wii Remote, the Wii Wheel or surrounding objects:

- Be careful not to trap your fingers between the Wii Remote and Wii Wheel.
- Ensure that the Wii Remote wrist strap has been put through the hole in the Wii Remote Attachment Section of the Wii Wheel.


.....

 Never spin or throw the Wii Wheel around using the Wii Remote wrist strap as this may cause injury or damage to the Wii Remote, the Wii Wheel or surrounding objects.


.....

 Do not use the Wii Wheel with incompatible software, as this may cause damage to the Wii Remote, Wii Wheel or Wii U console.

.....

 As the Wii Wheel contains plastic and metal components, it should not be burned. At the end of this product's life, please do not dispose of this product in your general household waste. Instead, please dispose of this product separately in accordance with your local recycling laws and regulations. For more information contact your local waste authority.


.....

 Do not use the Wii Wheel if it has come into contact with any liquids or has had a foreign object inserted into it as this may cause damage to the accessory.

.....

 Before use, always check that the Wii Remote is securely attached to the Wii Wheel.

.....

 Avoid dropping and do not strike the Wii Wheel as any strong impact may cause damage to the accessory.


.....

 Always wear the Wii Remote wrist strap when using the Wii Wheel.


.....

 If your hands become sweaty or wet for any reason, stop playing and dry your hands before continuing.


.....

 Do not disassemble, modify or attempt to repair the Wii Wheel.


.....

 Do not use or store the Wii Wheel in humid, dusty or smoky environments.

.....

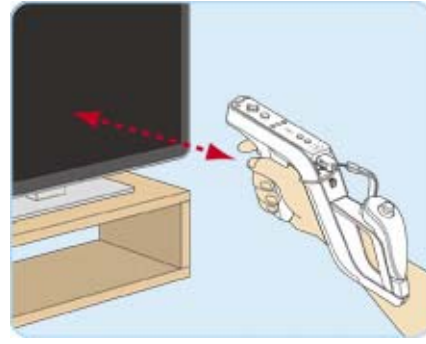
 Do not use or store the Wii Wheel near to any sources of heat such as heaters, stoves and fireplaces or continuously expose it to direct sunlight.

.....

 If the Wii Wheel becomes dirty, use a soft cloth to clean it. Do not clean the Wii Wheel with paint thinner, alcohol or any other solvent, as this can damage the surface of the accessory.

⚠ CAUTION

Before starting, check that there is nothing around you, and give yourself plenty of room so that even if



you wave the Wii Zapper, the distance between the Wii Zapper and the TV is at least 1 metre (3 feet). Also, when more than one player is playing at the same time, be sure to leave plenty of space so that you do not bump into each other.

.....



If the Wii Zapper gets dirty, wipe it gently with a soft cloth. Do not use alcohol or flammable oils as these could cause damage to the surface of the controller.

.....



During game play, hold the Wii Zapper (and Nunchuk, if held separately) firmly, and do not let go of it. Do




not throw it or wave it around more than is necessary. If you throw the Wii Zapper, wave it around more than necessary or let go of it, it will put excessive pressure on the wrist strap, and could cause it to break.

.....




Do not wave the Wii Zapper around while holding it by the wrist strap only. Also, do not wave the Nunchuk around or hang it around your neck.

.....

 Before using the Wii Zapper, please check that there is no damage to the Wii Remote wrist strap. If there is wrist strap damage, be sure to stop use of the Wii Remote and replace the wrist strap.

.....

 Be sure to put the cord on the wrist strap through the connector hook on the Nunchuk.

CAREFUL USAGE

-  Connect the headset to the Wii U GamePad first, then put the headset on.

The headset may emit a sudden loud noise upon connecting it to the Wii U GamePad. This can lead to discomfort if the headset is positioned over the ears.

.....

-  Do not hold the Wii U GamePad too close to the TV, or raise the TV volume too high.

This can lead to audio feedback. Audio feedback occurs when the sound from the speaker is re-recorded by the microphone, causing unpleasant sounds. To avoid this, keep the Wii U GamePad at a reasonable distance and ensure that the volume is at a moderate level.

.....

-  Do not repeatedly disconnect and reconnect the headset during use.

This can lead to damage to the headset or terminal. This can also lead to unpleasant noise from the TV or other players' headsets.

.....


-  When using a headset with a cord, follow these precautions:

- Not suitable for children under 36 months of age due to a possible strangulation hazard. The cord of the headset can coil around the neck.
- If the cord is long, avoid stepping on it or tripping over it, as this can lead to injury or damage to the headset.


 **WARNING**

 For use by adults only. Store out of reach of children.


.....

 Ensure that small children do not accidentally ingest the cleaning fluid or small parts from the kit.


.....

 After using this product, make sure that the cap on the cleaning fluid bottle is securely closed, and store the bottle in the Wii U Lens Cleaning Kit case out of reach of children.

.....

 The cleaning fluid contains chemicals. Avoid contact with skin or eyes. In the event of skin or eye contact, flush with water and consult your doctor if discomfort persists. If the cleaning fluid is accidentally ingested, consult your doctor immediately.


.....

 Do not throw or swing the cleaning disc. This could lead to accidents, injuries or damage to household objects.


.....

 Do not use the cleaning fluid near an open flame.


.....

 If you feel unwell while using the product, discontinue use immediately and seek medical advice.


 **CAUTION**

 Do not use the cleaning disc if it is cracked or warped. Doing so could result in injury or in damage to the Wii U console.


.....

 Do not leave the cleaning disc lying on the floor. Doing so could result in injury or in damage to the disc.


.....

 Do not attempt to bend the cleaning disc or apply excessive pressure to it. Doing so could result in injury or in damage to the disc.


.....

 The cleaning disc and cleaning fluid bottle are made from plastic parts. They are dangerous if burned, so please follow your local recycling laws and regulations when disposing of them.


.....

 Use only the cleaning fluid that is supplied with this cleaning kit.

.....

 If the cleaning disc gets dirty or dusty, clean it with a soft cloth before use. Store in its packaging when not in use.

CAREFUL USAGE


 This product is for use with Wii U consoles only. Do not use it with any other product such as a Wii console, computer or DVD player. Doing so could result in damage or malfunction.

.....


 Do not subject the product to forceful impacts, such as hitting objects against it

or dropping it. Doing so could result in damage or malfunction.


.....

 Avoid applying too much cleaning fluid to the cleaning disc. Doing so could result in damage or malfunction.

.....

 Do not force the cleaning disc into the Wii U console. Doing so could result in damage or malfunction.


.....

 Never attempt to modify the cleaning disc or repair it yourself. Doing so could break the Wii U console or damage the disc.


.....

 Please observe the following storage instructions:


- Do not store the product in places where there is a lot of moisture, dust or oily smoke.
 - Do not store it in direct sunlight, on heated carpets or floor heating, or near heat sources such as stoves and heaters.
 - Do not store it for long periods of time in enclosed areas like closed vehicles (especially in hot weather).
-

 Do not leave the cleaning disc in the Wii U console when not using it.


.....

 Do not touch the brushes on the underside of the cleaning disc. If the brushes become misshapen, they may no longer clean properly.


.....

 Do not get dirt or scratches on either side of the cleaning disc. Do not attach stickers or labels to the disc and do not draw or write on it.

.....

 Do not use the cleaning disc if any of the brushes come loose or get detached, or if the brushes get very dirty. Doing so could result in damage to the Wii U console.

.....

 Store the cleaning disc in the Wii U Lens Cleaning Kit case with the brushes facing down. Storing the disc with the brushes facing up could cause the brushes to become misshapen.

When using Nintendo Network™ services, please keep the following in mind:

- To play online with friends, you must exchange Nintendo Network IDs and add each other to your respective friend lists. If you exchange IDs with strangers, there is a risk that you could receive information or messages with offensive language or inappropriate content and that strangers may see information about you that you do not want strangers to see. We therefore recommend that you do not give your Nintendo Network ID to people you don't know.
-

- Do not engage in inappropriate and/or unlawful activity that may cause trouble for other persons or infringe the rights of others, by falsifying data, by posting content that contains personal data of other persons or that displays other persons without their permission, or by any other means. If such conduct is confirmed, you may be subject to penalties such as being banned from connecting to Nintendo Network.
-

- Nintendo Network servers may become temporarily unavailable without prior notice due to maintenance following any problems. For details, refer to the Nintendo website.

When using the internet browser, keep the following in mind:

- Nintendo is not responsible for email, message boards, blogs or other general content.
-

- Some websites may contain offensive, inaccurate, dangerous or illegal information. Parents and guardians should take care when children view websites.
-


- The copyright of text, images and other content found on the internet rests with the content creator. Except for purposes that are expressly permitted by law, you may not copy, distribute, alter or repost content without permission from the copyright owner.

When posting to sites from the internet browser, keep the following in mind:

- Do not use language that others may find offensive.
-

- Do not disclose your personal information or that of third parties (e.g. names, addresses, telephone numbers or email addresses) unless necessary and permitted by third parties.

Protecting Children from Harmful Sites

You can use the  Parental Controls application on the Wii U Menu to restrict use of the browser in order to prevent children from accessing harmful or inappropriate sites.

With a Wii U console, users can upload content such as messages, images, audio, video and QR Code patterns, and view other users' uploaded content.

When using this feature, please keep the following in mind:

- Uploaded content may be seen by other users. It may also be copied, modified and redistributed by third parties.
-

- Any uploaded content may be removed without notice. Nintendo may also remove or hide content which is considered to be unsuitable.
-

- When uploading content or creating content for upload...
 - Do not include any information that can be used to identify you or a third party personally, such as your or a third party's name, email address, address or telephone number.
 - Do not include anything which could be damaging or offensive to another person, or make someone uncomfortable.
 - Do not infringe on the rights of others. Do not use content owned by a third party or that displays a third party (photos, images, videos) without their permission.
 - Do not include illegal content or any content which aids illegal activity.
 - Do not include any content which violates public morality.

On the Wii U console, information such as game save data and play records is saved and managed on a user-by-user basis. Please keep the following in mind while using the console:

■ Information stored for each console user

The following data/settings are stored on the Wii U console separately for each user added to the console:

- User Mii™
 - Save data for Wii U software
 - Information about registered friends
 - Play records shared with users on your friend list
 - Play history in the Daily Log
 - Parental Controls settings
- ◆ Depending on the software, some save data may be shared between all console users.

■ Deleting Users

If you delete a user from the Wii U console, the above information related to this Wii U user is also deleted and cannot be recovered.

■ Information stored with the Nintendo Network ID

The data and settings stored along with your Nintendo Network ID, and the collection and use thereof, are outlined in the Nintendo Network Privacy Policy.

- ◆ If you delete your Nintendo Network ID, it will be deleted and no longer usable on any device.



■ Disposal/Transfer of Console

When disposing of your console or transferring ownership to another person, ensure that you protect your personal information by first resetting all content and settings. This can be carried out through System Settings on the Wii U Menu.