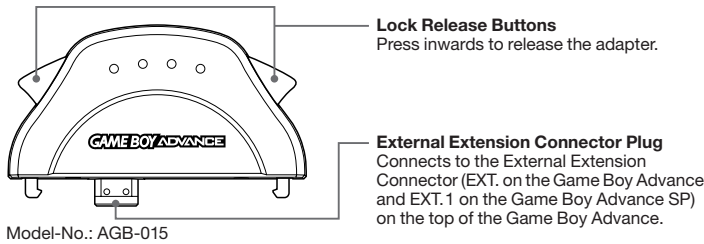


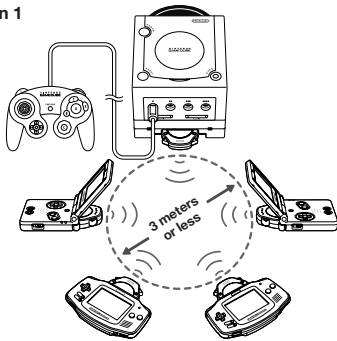
WARNING

PLEASE CAREFULLY READ THE HEALTH AND SAFETY PRECAUTIONS BOOKLET INCLUDED WITH THE GAME BOY ADVANCE OR GAME PAKS BEFORE USING THIS ACCESSORY. THIS BOOKLET CONTAINS IMPORTANT HEALTH AND SAFETY INFORMATION.



The Game Boy Advance Wireless Adapter allows up to five people to play wireless compatible multi-player games without the use of cables. This wireless adapter will only work with Game Boy Advance™ (AGB-001) and Game Boy Advance SP™ (AGS-001) portable video game systems and Game Boy Advance Game Paks that have been designed to use the wireless adapter. This adapter will also work with the NINTENDO GAMECUBE™ Game Boy Player™ (DOL-017). This adapter will not work with the original Game Boy™, Game Boy™ pocket, or Game Boy™ Color. (See illustration 1 for an example of five person game play with multiple systems.)

Illustration 1



This adapter only works with Game Boy Advance Game Paks that feature wireless adapter compatibility. Look for this icon on Game Paks that include the wireless adapter feature.

IMPORTANT: Be sure to check the game packaging and instruction booklet to see if you need more than one copy of the Game Pak to play multi-player games and to see how many players can play simultaneously. Multi-player features and setup requirements vary from game to game. Please read the Game Pak instruction booklet for features and specific setup information.

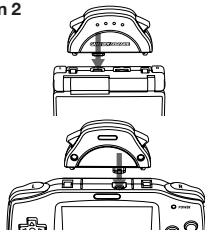
WARNING

The wireless adapter emits radio waves that can affect the operation of nearby electronics, including cardiac pacemakers. DO NOT OPERATE THE WIRELESS ADAPTER WITHIN 25 CENTIMETERS (9 INCHES) OF A PACEMAKER. In crowded places, do not turn a Game Boy Advance system ON while the wireless adapter is connected to it, as somebody with a pacemaker may be nearby. Do not operate the wireless adapter in hospitals, airports, airplanes, or other locations where local radio transmissions are prohibited.

Installing the Game Boy Advance Wireless Adapter

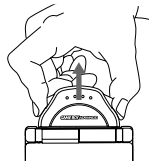
Make sure the power of the Game Boy Advance is OFF. Firmly insert the wireless adapter into the top of the Game Boy Advance until you can hear it click into place (see illustration 2). Make sure both sides of the adapter hook into place in the Accessory Fixation Slots.

Illustration 2



To remove the wireless adapter, make sure the power of the Game Boy Advance is OFF. Press the Lock Release Buttons towards the middle of the adapter and pull it straight out of the Game Boy Advance (see illustration 3).

Illustration 3



Using the Game Boy Advance Wireless Adapter

There are two ways to play multi-player games with the wireless adapter depending on how the game is designed. **Some games will include both types of multi-player game play in one Game Pak.**

Single Game Pak

Player 1 has a Game Boy Advance Game Pak in their Game Boy Advance. Players 2, 3 and/or 4 download the game information into their Game Boy Advance systems for multi-player games. This method needs only one Game Boy Advance Game Pak.

Multiple Game Paks

All players have the same Game Boy Advance Game Pak in each Game Boy Advance system. This method requires a Game Boy Advance Game Pak for each player.

For best results, follow these guidelines:

- Do not hold, carry or shake the Game Boy Advance by the wireless adapter.
- Remove the wireless adapter when not in use.
- Use the wireless adapter within 3 meters (10 feet) of each other. The effective range may vary depending on outside interference from radio frequency sources.
- Avoid using the wireless adapter around devices that may cause radio frequency interference such as cordless phones, microwave devices or wireless LANs (local area networks). The adapter can affect or be affected by these devices.
- Do not use the wireless adapter when using the NINTENDO GAMECUBE WaveBird™ Wireless Controller nearby, as they can interfere with each other.
- The wireless adapters should face each other and not be blocked by walls, furniture or other large objects.

Troubleshooting

1. Multi-player game mode doesn't work:
 - Make sure the Game Pak supports wireless multi-player features.
 - Make sure all wireless adapters and Game Paks are firmly plugged all the way into the Game Boy Advance systems.
 - Make sure you are using the correct number of Game Paks. See the previous section on Single Game Pak and Multiple Game Paks.
 - Make sure you are playing the game with the correct number of players supported by the Game Pak. Check the instruction booklet for the game you are playing for the number of players the game can support.
2. Multiplayer communication seems intermittent or stops suddenly:
 - Make sure the wireless adapters are within 3 meters (10 feet) of each other.
 - Make sure the wireless adapters are facing each other and are not blocked by people, walls, furniture or other large objects.
 - Make sure there are no other wireless devices nearby that may be interfering with the wireless adapter.