

# DONKEY KONG COUNTRY: TROPICAL FREEZE – ACTION GUIDE

**Diddy Kong Actions**

**Cranky Kong Actions**

**Dixie Kong Actions**

**Joint Actions**

• Actions in a box are performed while in water.  
• Actions in a box can only be performed in two-player mode.

## Wii Remote + Nunchuk

**Kong POW**  
(when the Kong POW meter is full)  
Unleash the Kong POW attack and turn enemies into items.




**Lift/Grab/Pluck** (hold button)

Pick up and carry your partner

Jump on Donkey Kong's back/Dismount



Move (walk/run)/Crouch/ Swim



**Jump**

**Roll Jump**  
(during a Roll Attack)

**Swim Boost**

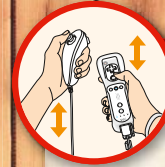
**Jet Blast**  
(hold button)

**Ponytail Propeller**  
(hold button)

**Barrel Jet**  
(hold button while jumping)

**Helicopter Spin**  
(hold button while jumping)

**Cane Bounce**  
(press button before landing)



### Shaking the Wii Remote™ + Nunchuk™

**Ground Pound**

**Roll Attack**  
(shake while moving)

**Kong Roll**  
(keep shaking while moving)



**Corkscrew** (shake while swimming)

**Ranged Attack**  
Each partner has a ranged attack they can use.

**Peanut Popgun**

**Gumball Popgun**

**Denture Popgun**

## Wii Remote (held horizontally)

Move (walk)/Crouch/ Swim

**Kong POW**  
(when the Kong POW meter is full)



Pause Menu



**Lift/Grab/Pluck**  
(hold button)

**Run**  
(while moving)

**Jump**

**Roll Jump**  
(during a Roll Attack)

**Swim Boost**

**Jet Blast**  
(hold button)

**Ponytail Propeller**  
(hold button)

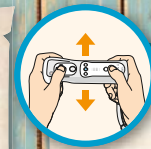
**Pick up and carry your partner**  
(while holding +)

**Jump on Donkey Kong's back**  
(while holding +)/Dismount  
(while holding +)

**Barrel Jet**  
(hold button while jumping)

**Helicopter Spin**  
(hold button while jumping)

**Cane Bounce**  
(press button before landing)



### Shaking the Wii Remote

**Ground Pound**

**Roll Attack**  
(shake while moving)

**Kong Roll**  
(keep shaking while moving)

**Corkscrew** (shake while swimming)

**Peanut Popgun**

**Gumball Popgun**

**Denture Popgun**



2322446Q



# Wii U GamePad (○ Controls)

• In Options, you can swap the (X)(Y) controls and the (ZL)(ZR) controls around.  
 • When using the Wii U Pro Controller, please refer to the Wii U GamePad control schemes.

Lift/Grab/Pluck (hold button)

Pick up and carry your partner

Jump on Donkey Kong's back/  
Dismount



Ground Pound

Roll Attack (while moving)

Kong Roll (press repeatedly while moving)

Corkscrew (while swimming)

Peanut Popgun

Gumball Popgun

Denture Popgun

Kong POW (when the Kong POW meter is full)



Move (walk/run)/  
Crouch/ Swim



HOME Menu



Pause Menu



Jump

Roll Jump (during Roll Attack)

Barrel Jet (hold button while jumping)

Helicopter Spin (hold button while jumping)

Cane Bounce (press button before landing)

Swim Boost

Jet Blast (hold button)

Ponytail Propeller (hold button)



# Wii U GamePad (+ Controls)

Ground Pound

Roll Attack (while moving)

Kong Roll (press repeatedly while moving)

Corkscrew (while swimming)



Lift/Grab/Pluck (hold button)


Run (while moving)

Pick up and carry your partner (while holding +)

Jump on Donkey Kong's back (while holding +)/Dismount (while holding +)

Peanut Popgun  
Gumball Popgun  
Denture Popgun

Kong POW (when the Kong POW meter is full)




Move (walk)/  
Crouch/ Swim



HOME Menu



Pause Menu



Jump

Roll Jump (during Roll Attack)

Barrel Jet (hold button while jumping)

Helicopter Spin (hold button while jumping)

Cane Bounce (press button before landing)

Swim Boost

Jet Blast (hold button)

Ponytail Propeller (hold button)

# Donkey Kong and Friends



**Donkey Kong**  
The banana-loving king of the jungle. His mighty power is second to none.



**Diddy Kong**  
Small but dependable. The Barrel Jet on his back lets him hover above the ground.



**Cranky Kong**  
Donkey Kong's hard-headed, curmudgeonly elder. He can use his cane to bounce safely across spikes.



**Dixie Kong**  
Diddy Kong's girlfriend. By spinning her ponytail she can propel herself into the air.

# Items Found in Stages

**Bananas**  
Collect 100 to get an extra Red Balloon. They also help fill the Kong POW meter.

**Banana Coins**  
Use these to buy items at Funky's Fly 'n' Buy.

**Hearts**  
These will fix you up if you've taken damage. Each one restores one heart.

**Red Balloons**  
Red Balloons equal extra lives. Grab as many as you can! (You can also buy them at Funky's Fly 'n' Buy.)

**KONG Letters**  
If you collect all four letters in one attempt on a level, something good might happen...

**Puzzle Pieces**  
Collect all the Puzzle Pieces in a level to unlock more content in the Extras option.

# Items in Funky's Fly 'n' Buy

**Squawks**  
Alerts you when a Puzzle Piece is nearby.

**Heart Boosts**  
Taking one of these with you will increase your maximum health by one heart.

**Banana Juice**  
Provides invincibility for a short time. It is automatically activated when you touch an enemy or something hazardous.

**Green Balloons**  
Most of the time, these will save you from losing a life if you fall into a pit.

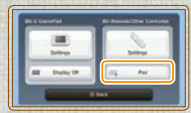
**Blue Balloons**  
These automatically refill your air meter when it runs out.

**Crash Guard**  
Protects you from damage while riding in a Mine Cart or a Rocket Barrel. It will withstand one hit before disappearing.

**Portable DD/DX/CK Barrels**  
Makes that partner character appear automatically.

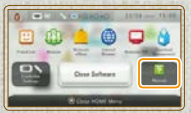
# Pairing Controllers

Before using a Wii Remote it is necessary to pair the Wii Remote with the Wii U™ console. Open the HOME Menu, select CONTROLLER SETTINGS, then PAIR, then follow the on-screen instructions to pair the Wii Remote.



# Electronic Manual

Press the HOME Button while this software is running, then select to view the electronic manual. Please read this manual thoroughly to ensure maximum enjoyment of your new software.



For support, please consult the electronic manual for this software, the Wii U Operations Manual or the Nintendo website. The electronic manual is available in PDF format on the Nintendo website.

**IMPORTANT:** This game is protected by copyright! The unauthorised copying of this game and / or distribution of such copies may lead to criminal and / or civil liability. • The use of an unauthorised device or software that enables technical modification of the Wii U console or software may render this game unplayable. A system update may be required to play. • For use with the European / Australian version of the Wii U console only.

**IMPORTANT:** Please read the separate Important Information Leaflet.