

Nintendo

MAA-CTR-ABEP-UKV

New  
**SUPER MARIO BROS. 2**

NINTENDO 3DS SOFTWARE  
**QUICK GUIDE**

### Electronic Manual

Select the icon for this software on the HOME Menu and touch MANUAL to view the electronic manual. Please read this manual thoroughly to ensure maximum enjoyment of your new software.


Note: You can restrict online interaction and/or StreetPass™ functionality via Parental Controls. For more information, refer to the Operations Manual for your system.







## Basic Actions



Mario can do much more than what's listed here! For more information, have a look at the back of this sheet and the electronic manual.





**○** or **+** **Walk** 

**Crouch**  

**Ground Pound**  mid-air 

**Enter Pipe**  towards the pipe 

**Enter Door**  in front of a door

**Grab On**  near a fence or touch a rope

### Stored Item

If you have an item here, touch it to use it.



**START**

or

**SELECT**

**Pause**

### Pick Up Object

Touch the item while holding **Y**



While walking

### Punch Fences

**Y** while climbing a fence



**Y**

or

**X** **Dash**

**B**

or

**A** **Jump**



Jump while dashing to get even higher!

### Swim

**B** underwater



Note: The button configuration can be changed in Options.

### Co-op Play

### Entering a Bubble



Touch **B** to enter a bubble when playing with a friend.

Note: You cannot be harmed when inside a bubble.

# Mario's Power Up Actions

## Fire Mario

Fireball : (Y)



## Gold Mario

Gold Fireball : (Y)



## Raccoon Mario

Tail Swipe : (Y)

(Y)



Float

Hold (B) when mid-air



Fly

Dash to fill up the ▶▶▶▶▶▶▶ (S).  
When (S) is lit, press and hold (B) to take to the skies!



## Tips for collecting oodles of coins

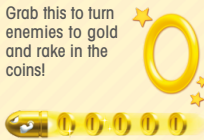
### Co-op Play

Twice the fun and much easier to collect coins too!



### Gold Ring

Grab this to turn enemies to gold and rake in the coins!



### Gold Block

Hit a 10-coin block over ten times to make a Gold Block appear!



Note: For Co-op Play you will need two Nintendo 3DS™ systems and two copies of the software.

This software title includes an electronic manual to reduce the amount of paper used in its packaging. For support, please consult the electronic manual, the Operations Manual for your system or the Nintendo website. The electronic manual is available in PDF format on the Nintendo website.

**IMPORTANT:** Please read the separate Important Information Leaflet.

© 2012 Nintendo.  
Trademarks are property of their respective owners.  
Nintendo 3DS is a trademark of Nintendo.  
© 2012 Nintendo.

22232460

