

Mario & Sonic at the Sochi 2014 Olympic...

1 Important Information

Setup

2 Controllers and Sound

3 Online Features

4 Parental Controls

Getting Started

5 About the Game

6 Starting the Game

7 Save Data

Playing the Game

8 Competing in Events

9 Mario & Sonic TV

Game Modes

10 Single Match

11 Medley Mania

12 | Legends Showdown

13 | Worldwide VS

14 | Action & Answer Tour


Other

15 | Compositions and Composer Credits

Product Information

16 | Copyright Information


17 | Support Information

Thank you for selecting Mario & Sonic at the Sochi 2014 Olympic Winter Games™ for Wii U™. This software is designed only for use with the European/Australian version of the Wii U console. Please read this manual carefully before using this software. If the software is to be used by young children, the manual should be read and explained to them by an adult. Before use, please also read the contents of the  Health and Safety Information application on the Wii U Menu. It contains important information that will help you enjoy this software.

Language Selection

The in-game language depends on the one that is set on the console. This title supports 7 different languages: English, German, French, Spanish, Italian, Dutch and Russian.

If your Wii U console language is set to one of these, the same language will be displayed in the game.

If your Wii U console is set to another language, the in-game default language will be English. You can change the console language in  System Settings.

Age Rating Information

For age rating information for this and other software, please consult the relevant website for the age rating system in your region.

PEGI (Europe):

www.pegi.info

USK (Germany):

www.usk.de

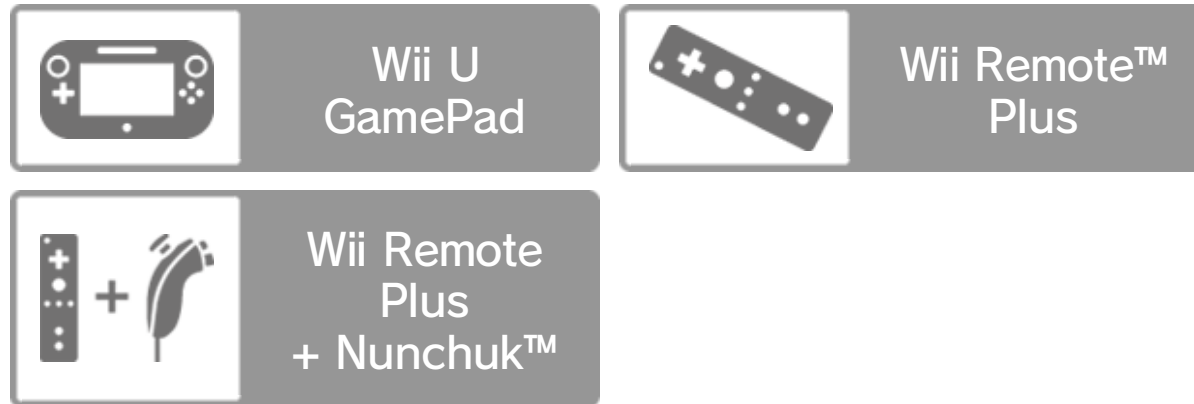
Classification Operations Branch (Australia):

www.classification.gov.au

OFLC (New Zealand):

www.censorship.govt.nz

The following controllers can be used with this software when they are paired with the console.



- ◆ The number of controllers required varies between different events. Up to four players can play at once.
- ◆ Only one Wii U GamePad can be used with this software at a time.
- ◆ A Sensor Bar is required when using the Wii Remote Plus. For more information about Sensor Bar placement, read the Wii U Operations Manual.
- ◆ A Wii Remote with Wii MotionPlus™ accessory attached can be used instead of a Wii Remote Plus.


Pairing Controllers

Open the HOME Menu and select **CONTROLLER SETTINGS ⇒ PAIR**. Follow the on-screen instructions to pair your controller.



Surround Sound

This software supports Linear PCM 5.1 surround sound.


To enable surround sound output, select the TV option in the  System Settings application, then set the sound type to SURROUND.

- ◆ To use surround sound with this software, please connect your Wii U console to supported audio equipment using a HDMI™ cable.


- ◆ For information on compatibility and settings, please consult the documentation for your audio equipment.

Connect to the internet to enjoy these features:

View Other Players' Records

Using Mario & Sonic TV , you can view friends' records and commemorative photos. You can also see news and ranking tables for each event's worldwide records.

Send and Receive Best Runs



Receive and compete against other players' best runs  and send your own best runs to others.




Worldwide VS


Battle against players from across the world.



Miiverse

Write posts on  Miiverse™ or view content posted by other players. 

- ◆ You must have an internet connection and set up the Miiverse software before using it.
- ◆ For information about connecting your Wii U console to the internet, refer to the Wii U Quick Start Guide and the Internet section of  System Settings.
- ◆ For more information about Miiverse, refer to the Miiverse section of the Wii U Electronic Manual. To display the Wii U Electronic Manual, press  while on the Wii U Menu to go to the HOME Menu and then touch .

Parents and guardians can restrict certain features of the Wii U console through  Parental Controls on the Wii U Menu.

The following features can be restricted:

Name	Description
Online Interaction in Games	Restricts updates to world rankings and friends' records, sending and receiving commemorative photos and battling other players online.
Miiverse	Restricts posting on Miiverse and/or viewing other players' Miiverse posts. It is possible to restrict posting only, or to restrict both posting and viewing.



Mario & Sonic at the Sochi 2014 Olympic Winter Games is a sports game where Mario, Sonic and co. compete in events from the Winter Games such as skiing, snowboarding and figure skating. You can even connect to the internet and battle players from across the world or challenge their records.

- ◆ Some of the rules used for events in this game may vary from those of the real events.
- ◆ The Olympic records used in this game are based on official data from 29/07/2013.
- ◆ The national flags used in this game are those that were in use on 05/08/2013.



MARIO & SONIC AT THE SOCHI 2014 OLYMPIC WINTER GAMES

OFFICIAL LICENSED MERCHANDISE

YOUR PURCHASE SUPPORTS THE SOCHI 2014 OLYMPIC WINTER GAMES

интернет-магазин | e-shop

SOCHI2014.COM





Initial Setup

Select a national flag to display the main menu.

- ◆ The flag you choose will be displayed when competing online, etc.
- ◆ From the second time you start up the game, the main menu will be displayed straight away.
- ◆ To change your selection, select CHANGE PROFILE from the main menu.



Menu Controls

Wii U GamePad Wii Remote Plus

	Wii U GamePad	Wii Remote Plus
Navigate Menu		
Confirm Selection		
Cancel		

- ◆ You can also navigate menus by pointing at the menu item with the Wii Remote Plus or using on the Nunchuk.
- ◆ In most situations, only player 1 can select menu options.



Main Menu

Select a game mode.
Different modes
support different
numbers of players.



- ◆ Press ⊕ to select CHANGE PROFILE and change your flag or the outfit worn by your Mii™.
- ◆ Select OPTIONS to change the display settings for best runs, download settings for news broadcasts, etc.



Single Match

1-4 players compete in a single event. → 10



Medley Mania

1-4 players compete in several events in a row and battle to come first overall. → 11



Legends Showdown

A single-player mode where Mario, Sonic and co. compete against a series of tough opponents and aim to win the Legend Trophy. → 12



Worldwide VS

Go online and compete with your friends or with players from all over the world. → 13




Action & Answer Tour

1-4 players compete in special versions of the events with unique rules added. → 14






The game will save automatically when you finish an event, change settings, etc.  is displayed in the bottom-right of the TV screen while the game is saving.



Deleting Save Data

To delete the game's save data, go to the Wii U Menu and select  SYSTEM SETTINGS ⇒ DATA MANAGEMENT. Deleted save data cannot be recovered. Before deleting a save file, please check its contents and make sure that you want to delete the data.





Different events use the controllers in different ways.



Controls for Each Event

When playing a single-player game, you can press ⊖ before the event starts to see a detailed tutorial for that event's controls. A simpler control explanation can be accessed by pressing ⊖ in the pause menu during a single-player or multiplayer game.



Pause Menu

Press ⊕ during an event to display the pause menu. In addition to the menu options, you can recalibrate the Wii Remote Plus on this screen.



- ◆ If the Wii Remote Plus motion controls seem misaligned, point the Wii Remote Plus at the screen and press ⊕ to centre them.

Best Run

For any event you have already participated in, your best performance



will be displayed as a best run. You can take part in the event alongside the best run.

- ◆ Best run display can be turned on and off in the options menu.
- ◆ Some events will not display a best run.





Mario & Sonic TV will be displayed on the Wii U GamePad between events and while you are watching others take part in events. It includes the following features:



TV Programmes

Touch GO TO MARIO & SONIC TV CHANNEL SELECT to view all kinds of information, including rankings and game records. Use to select a channel and press to confirm.



SPORTS LIVE


During some events, a programme will be displayed that's like a live TV broadcast. This can include advice that has been posted on Miiverse.



Interviews

If you set a new record, you can answer an interview question and take a commemorative photo using the GamePad. You can even post your answer to Miiverse. The commemorative photo will be sent to friends who have the game.





Compete in a single Olympic event or Dream event.



Select the event you'd like to compete in.



1 Multiplayer Setup

When playing with 2-4 players, different events will involve a different setup.

Versus	Players compete against each other.
Team Versus	Players split into two competing teams.
Co-op Play	All players form a single team and compete against the COM.

2 Top Record

The most impressive record. You can update and upload a Top Record when you are playing single player or co-op. Records set during versus play will not be counted.

3 Friends' Record

The top record from amongst you and your friends.

Dream Events

These are original events created by remixing real Olympic events

using elements from the worlds of Mario and Sonic.




Player Count

Select the number of players that will take part.



- ◆ Some events require you to connect a Wii Remote Plus for each player.
- ◆ Some events support four players with only one Wii U GamePad or Wii Remote Plus.



Select Character

Select the character or Mii you want to use.



4 Mii

Switch to the Mii selection screen.

◆ You can only use Mii characters that have been added as favourites in Mii Maker.

5 Random

Pick a character at random.

6 Character's Stats

7 You

You can select your own Mii.

Mii Outfits

Mii characters' stats will change when you dress them in different outfits.



- ◆ To change outfits, select **CHANGE PROFILE** from the main menu.
- ◆ Fulfil certain conditions in the game to unlock more outfits.





Compete in a medley of different events, earning points in each event based on your rank. Aim to come in first place overall.

- ◆ You must connect a Wii Remote Plus for each player.



Select Medley

Select the medley you'd like to compete in. You can also select a custom medley that you've put together yourself.



Custom Medley

Select EDIT to put together your own medley of 2-5 events.




Handicap Bonus

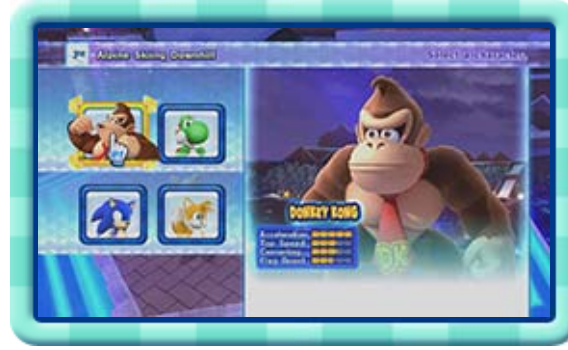
Enable this and you will receive two extra points if you place first or second in an event.







Twenty Mario and Sonic characters split into teams of four and face off against fearsome enemies in five different areas.



- ◆ If you stop playing this game and come back to it later, you can continue from the last point where you saved. Select SAVE & QUIT from the pause menu before an event begins to suspend your game.
- ◆ **Selecting NEW GAME when you already have save data for this mode will delete the existing data.**





Compete online against your friends, or against players from all over the world.



Select the event you want to compete in to display its worldwide rankings.



1 Your Country's Rank

This depends on how many people from your country have won while playing online.

2 Strength Points

These increase when you win if you have selected COMPETE GLOBALLY. They will be reset if you change your national flag.

3 Challenge Hint Points

These increase based on the number of times you have competed and the amount of time you have spent playing.



World Rankings

Country rankings and individual results are displayed here. Select **COMPETE VS.**

FRIENDS or **COMPETE**

GLOBALLY or to start playing.



- ◆ Selecting **COMPETE VS. FRIENDS** will let you compete against opponents in player 1's friend list.





sochi.ru
2014




Compete in a series of events where you will answer questions and solve puzzles. If you answer the question or solve the puzzle correctly, you will receive points. Your rank will be based on your total points when all rounds are finished.



- ◆ You must connect a Wii Remote Plus for each player.





- **Méditation: Thaïs**
Composer: Jules Massenet
- **On the Hunt**
Composer: Johann Strauss II
- **Ride of the Valkyries**
Composer: Richard Wagner
- **The Sleeping Beauty, Waltz**
Composer: Pyotr Ilyich Tchaikovsky
- **Csárdás**
Composer: Vittorio Monti
- **Dark Eyes**
Composer: Florian Hermann
Original Poem: Evgeny Pavlovich Grebenka



IMPORTANT: This game is protected by copyright! The unauthorised copying of this game and/or distribution of such copies may lead to criminal and/or civil liability. This game, instruction manual and other written materials accompanying this game are protected by intellectual property laws.

The use of an unauthorised device or software that enables technical modification of the Wii U console or software may render this game unplayable.

A system update may be required to play.

For use with the European/Australian version of the Wii U console only.

TM IOC/SOCHI2014/USOC 36USC220506.

Copyright © 2013 International Olympic Committee ("IOC"). All rights reserved. This video game is the property of the IOC and may not be copied, republished, stored in a retrieval system or otherwise reproduced or transmitted, in whole or in part, in any form or by any means whatsoever without the prior written consent of the IOC.

SUPER MARIO characters © NINTENDO.

Trademarks are property of their respective owners. Wii U is a trademark of Nintendo. SONIC THE HEDGEHOG characters © SEGA. SEGA, the SEGA logo and Sonic The Hedgehog are either registered trademarks or trademarks of SEGA Corporation.

This software is based in part on the work of the

Independent JPEG Group.

Autodesk®
GAMEWARE 

Autodesk and HumanIK are registered trademarks or trademarks of Autodesk, Inc.,

and/or its subsidiaries and/or affiliates in the USA and/or other countries.

This software product includes Autodesk® HumanIK® software, ©2011 Autodesk, Inc. All rights reserved.

Support Information

For product information, please visit the
Nintendo website at:
www.nintendo.com

For technical support and troubleshooting,
please refer to the Operations Manual for your
Wii U console or visit:
support.nintendo.com