


Get Pikachu at the Nintendo World Store!

This special Pikachu™ knows how to use "Present"!



THIS PIKACHU INCLUDES:

HELD ITEM	MOVES
Light Ball	Present
POKÉ BALL Cherish Ball	Quick Attack ThunderShock Tail Whip

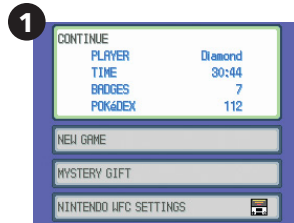
HOW TO RECEIVE PIKACHU

You must have a NINTENDO DS™, and an English version of either POKÉMON DIAMOND version or POKÉMON PEARL version.

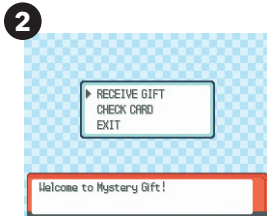
You will also need to make sure you have obtained the Pokédex in your game.

Make sure you don't have more than 2 Wonder Cards. If you do, you'll need to delete one to make room.

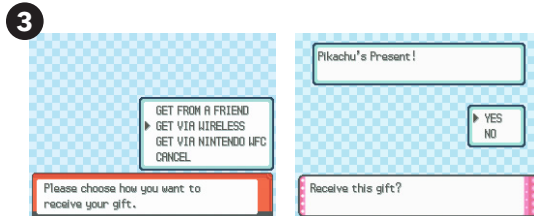
You can only get 1 Pikachu™ on each Pokémon Diamond or Pokémon Pearl Game Card.



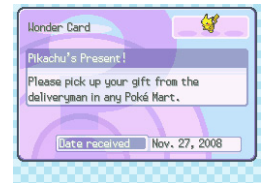
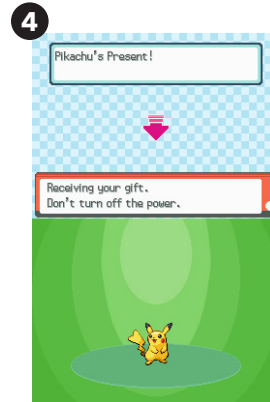
Turn on your game and select "MYSTERY GIFT" from the main menu. If this is your first time using MYSTERY GIFT, a message will appear letting you know that a signal has been detected. If you don't have a Pokédex yet, a screen will appear and tell you that you need to get it first.



Select "RECEIVE GIFT."



After you select "RECEIVE GIFT," select "GET VIA WIRELESS" and choose "YES."



Watch as you receive Pikachu!

AFTER DISTRIBUTION



Make sure you have at least one open spot in your party for Pikachu.



Go to any Poké Mart and talk to the deliveryman in green standing in front of the counter and he will give you Pikachu!



Now check your Pokémon party and you'll see that Pikachu is there!



Don't forget to save your game! Enjoy!

