

1

Health & Safety



2

Controls

Health and Safety Information

⚠ IMPORTANT

Before using this software, read all content within the Health and Safety Information application on the HOME Menu.

To access this application, tap the  icon on the HOME Menu, then tap Open and read the contents of each section carefully. When you are finished, press  HOME to return to the HOME Menu.

You should also thoroughly read the Nintendo 3DS Operations Manual, including the Health and Safety Information section, before using Nintendo 3DS™ software.

NEED HELP WITH INSTALLATION, MAINTENANCE OR SERVICE?

For help, visit:
SUPPORT.NINTENDO.COM

NEED HELP PLAYING A GAME?

For game play assistance, we recommend using your favorite Internet search engine to find tips for the game you are playing. Some helpful words to include in the search, along with the game's title, are: "walk through," "FAQ," "codes," and "tips."

Software Rating



For more information,
please visit www.esrb.org.

©1986 Nintendo.




Trademarks are property of their respective owners. Nintendo 3DS is a trademark of Nintendo. All rights reserved.

CTR-TADE-USZ

2 Controls

Move	
Jump	
Turn into Morph Ball	
Attack	
Aim gun upward	
Select weapon	
Select option	
Confirm selection	
Pause	

Switch Player Controls


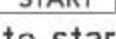




Hold down + and press  to switch between Player 1 and Player 2 controls.

Note: This is a single-player game, so you will not be able to control the game with Player 2 controls.

Sleep Mode




Close your Nintendo 3DS system during play to activate Sleep Mode, greatly reducing battery consumption. Reopen the system to resume play.

Getting Started

At the title screen, press . Press  again on the next screen to start a new game. To go to the password-entry screen, press  at the title screen. Then, on the next screen, press  to move the cursor to Continue. Press  to confirm. On the password-entry screen, enter your password and press  to confirm.

Saving the Game

Passwords can be used to start a game from where you left off. Enter passwords at the password-entry screen. There are two ways to get a password:

- At the game-over screen, you will be given a password.
- During the game, press  to pause the game. Switch to Player 2 controls (see above). Then press + at the same time to get a password.